

ASSEMBLY INSTRUCTION  
MADE IN VIET NAM

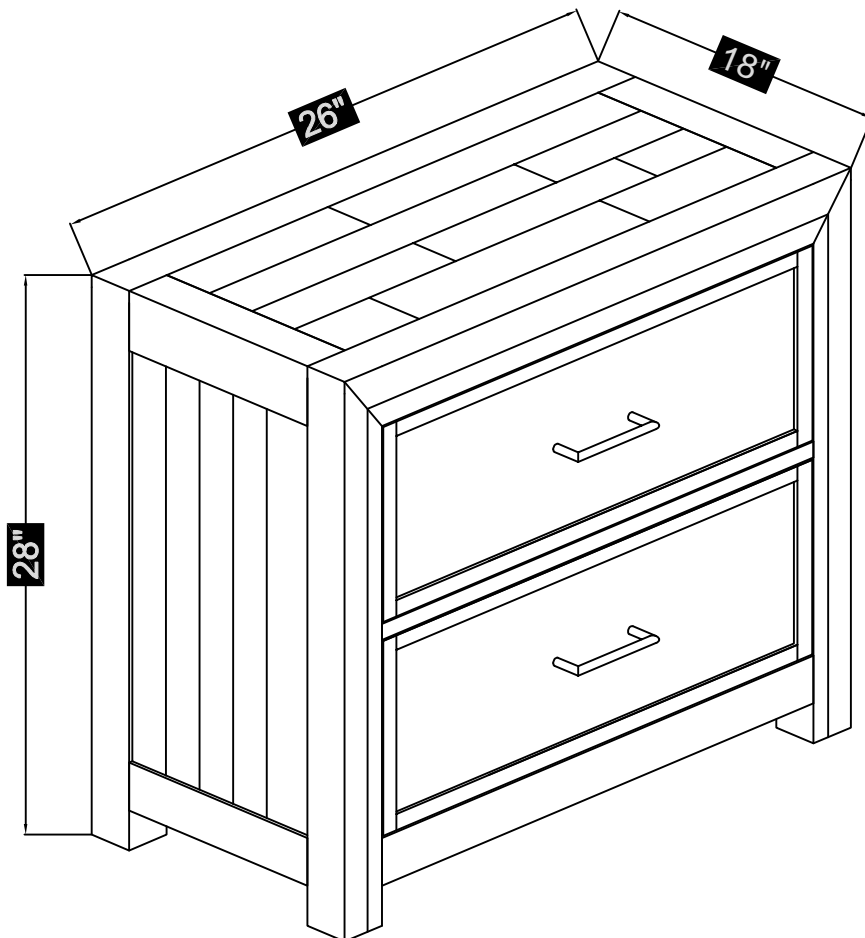
B744 - 04

Thank you for purchasing this quality product. Be sure to check all packing materials carefully for small parts that may have come loose inside the carton during shipment.

**Before you start assembly:** Please read all instructions carefully before beginning the assembly process. It is recommended that 2 people work together during assembly to prevent personal injury and to ensure that heavy or cumbersome parts are not damaged during the process.

CAUTION: For your safety, this product requires two people to lift

Assembled Dimensions

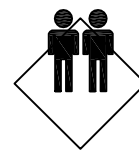


5 MINUTE

APPROXIMATE ASSEMBLY TIME

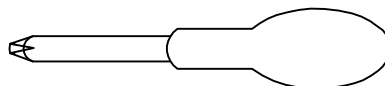


2 PERSONS



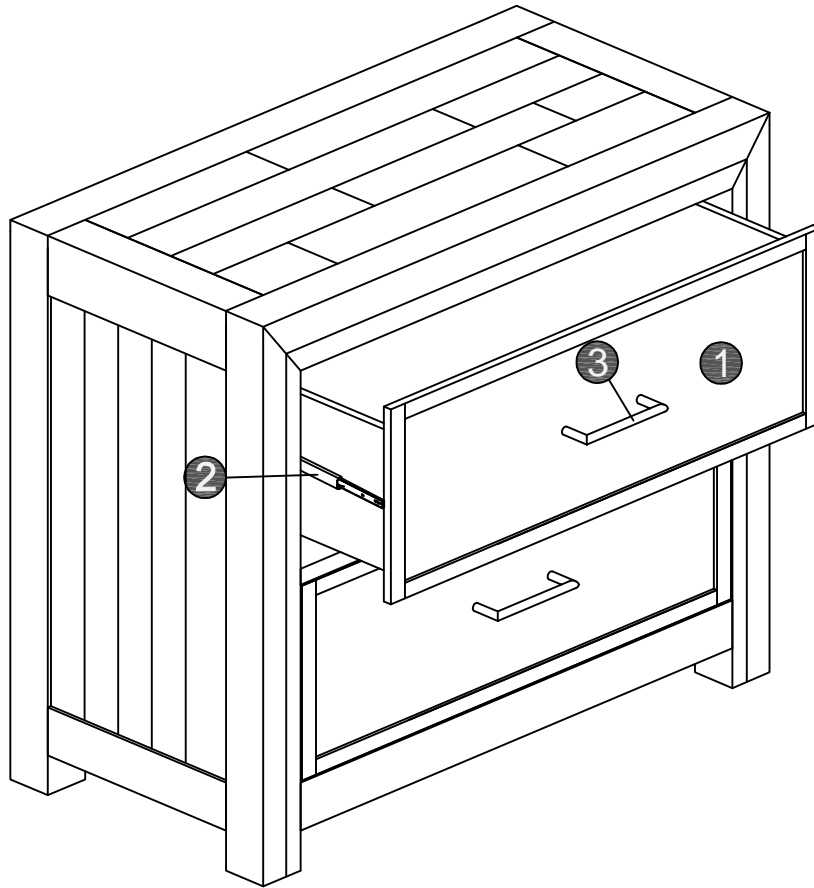
REQUIRED ASSEMBLY SPACE


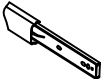


REQUIRED ASSEMBLY TOOLS



NOT PROVIDED

## PART LIST



NO.		PART LIST	QTY
(1)		DRAWER	2
(2)		BALL BEARING GLIDE (10" x 45mm)	4
(3)		HANDLE	2
(4)		BACK PANEL	1