

MONOGRAM 30" BUILT-IN FRENCH-DOOR SINGLE OVEN ZTSX1FPSNSS



THE MONOGRAM STATEMENT COLLECTION

Edge-to-edge handles, polished stainless steel, and hand-finished edges convey a sense of solidity and beauty

FRENCH-DOOR DESIGN

Inspired by commercial kitchen designs, the precision engineered chain-drive mechanism allows for one-hand opening of both doors at the same time

LCD CONTROLS

Allow you to adjust oven settings with little effort

WIFI CONNECT

Perfectly in sync with a busy lifestyle, Alexa or Google Home can be used to control an array of oven functions from both inside and outside the home

VOICE CONTROL

Preheat the oven and more, all without raising a finger

PRECISION COOKING MODES

Master new recipes and perfectly execute favorite dishes using this ultra-smart system that automatically tracks cooking progress, modifies temperatures and adjusts cook times

SCAN-TO-COOK

Innovative and time saving, scan-to-cook technology ensures that packaged foods are always prepared correctly. A simple scan of the barcode with a smartphone delivers consistently, delicious results

TWIN CONVECTION WITH DIRECT AIR

Achieve beautifully cooked and delicious meals every time with this expertly designed, third heating element and fan combination

5.0 CUBIC FOOT CAPACITY

Easily accommodates even the largest meals

EXCLUSIVE SELF-CLEAN, (2 FULL-EXTENSION, 1 REGULAR) OVEN RACKS

Glide in and out smoothly on stainless steel ball bearings, and are designed to be left in the oven during the self-clean cycle

TEN-PASS BAKE ELEMENT

Covers more surface area for more even baking results

EIGHT-PASS BROIL ELEMENT

Provides complete coverage and even browning, even for large dishes

SELF-CLEAN WITH STEAM CLEAN OPTION

Gives you flexible options for thorough oven cleaning



SPECIFICATIONS

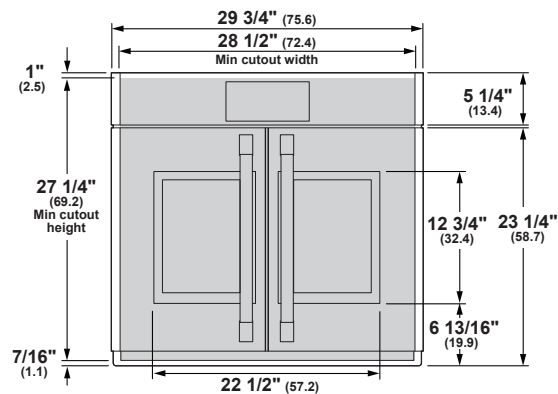
Overall Width	29 3/4" (75.6 cm)
Overall Height	28 11/16" (72.8 cm)
Overall Depth Including Handle	27 13/16" (70.6 cm)
Oven Door Clearance	16 1/4" (41.2 cm)
Overall Oven Interior Capacity	5.0 cu. ft. (141.6 l)
Oven Interior Dimensions (W x H x D)	25" x 17 3/8" x 20 1/4" (63.5 cm x 44.1 cm x 51.4 cm)
Minimum Cabinet Width	30" (76.2 cm)
Minimum Cabinet Depth	24" (61.0 cm)
Minimum Base Support	220 lbs (98.8 kg)
Cutout Width	28 1/2" (72.4 cm) Min 28 5/8" (72.7 cm) Max
Cutout Height	27 1/4" (69.2 cm) Min 27 5/16" (69.4 cm) Max
Cutout Depth	23 1/2" (59.7 cm) Min
Volts/Hertz/Amps	240/208 V AC, 60 Hz, 20A
Conduit Length	48", 72" available special order: WB18T10398
Electrical Rating	3.4 kW at 208V 4.5 kW at 240V
Shipping Weight	208 lbs (95 kg)

* Additional space will be needed for flush installation.

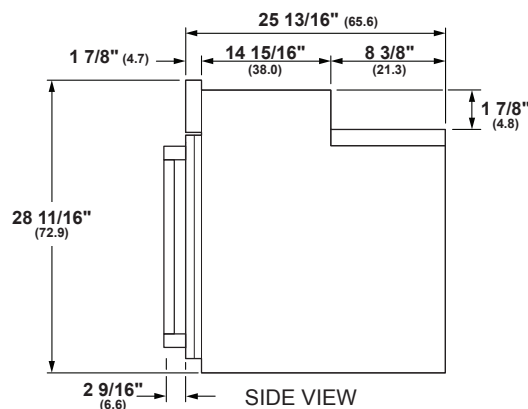
ATTENTION ELECTRICIAN:

A 240/208V, 60Hz, 20 Amp circuit is required. An individual properly grounded branch circuit or circuit breaker is required. Hardware junction box is required for built-in product.

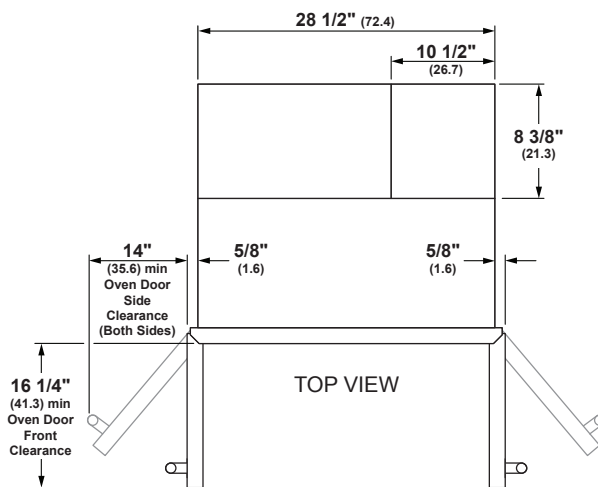
OVERALL DIMENSIONS



FRONT VIEW (SHOWING CUTOUT OVERLAP)



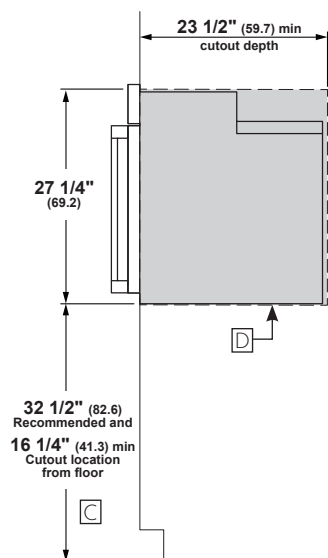
SIDE VIEW



TOP VIEW

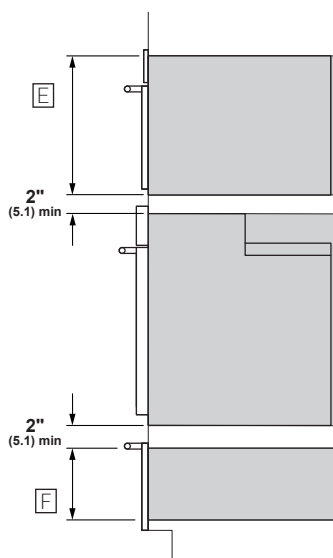
Dimensions in parentheses are in centimeters unless otherwise noted. Actual product dimensions may vary due to manufacturing tolerances.

WALL INSTALLATION



STANDARD
INSTALLATION

INSTALLATION WITH ADVANTIUM AND WARMING DRAWER

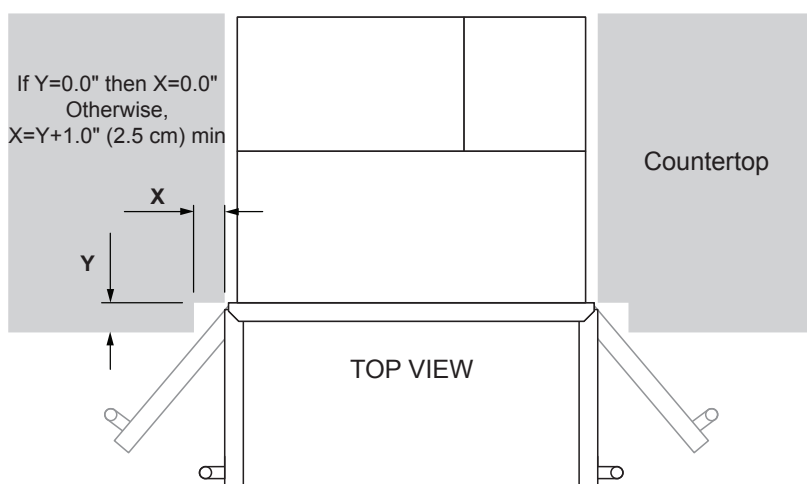


STANDARD INSTALLATION
SIDE VIEW

HELPFUL TIPS

- A** This model is not approved for installation below a countertop or in combination with a separate cooktop. The minimum installation height from the floor is 16 1/4".
- B** This model is not approved for flush-mount installation.
- C** Based on user height of 5'6" to 5'10"
- D** Platform must be able to support 220 lbs. (98.8 kg)
- E** Dimensions per Advantium or Microwave Oven requirements.
- F** Dimensions per Warming Drawer requirements.

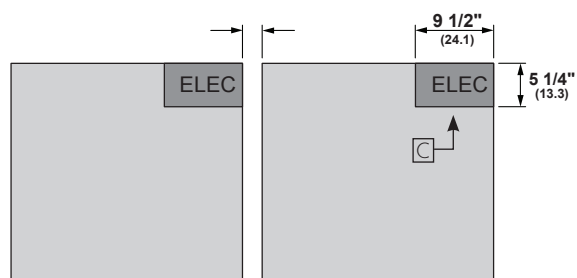
INSTALLATION TO ADJACENT COUNTERTOP



TOP VIEW

For more details, refer to the installation instructions for this product on Monogram.com. Dimensions in parentheses are in centimeters unless otherwise noted.

SIDE BY SIDE INSTALLATION



SIDE BY SIDE INSTALLATION
FRONT VIEW OF CUTOUTS

HELPFUL TIPS

- A** This model is not approved for installation below a countertop or in combination with a separate cooktop. The minimum installation height from the floor is 16 1/4".
- B** This model is not approved for flush-mount installation.
- C** Junction box location (may also be located in adjacent cabinet.)

For more details, refer to the installation instructions for this product on Monogram.com. Dimensions in parentheses are in centimeters unless otherwise noted.

HELPFUL TIPS