



30" Electric Range

Coil Range

Available Products: FCRC3022BB, FCRC3022BS, FCRC3022BW

Available Colors: Black, Stainless Steel, White

Version: 07/25

## Product Specifications

### Cooking Controls

Bake	Yes
Broil	Yes
Cook Time	Yes
Delay Start	Yes
Keep Warm	Yes
Kitchen Timer	Yes
Off	Yes
Oven Light	Yes
Preheat	Yes
Self Clean	Yes
Start	Yes
Temperature Display	Yes
Timer On / Off	Yes
Up / Down Arrow	Yes

### Oven

Bake Element	2600 Watts
Bake Element Pass	4
Bake Element Type	Raised
Broil Element	3000 Watts
Broil Element Pass	4
Number of Rack Positions	6
Oven Interior Color	Midnight Black
Oven Light Quantity	1
Oven Light Type	Halogen
Oven Light Watts	40 Watts
Rack Position Type	Embossed
Rack Type 1	Flat
Rack Type 1 Quantity	2

### Cooktop Performance

Right Front Element Burner Size	6"
Right Rear Element Burner Size	8"
Left Front Element Burner Size	8"
Left Rear Element Burner Size	6"
Right Front Element Burner	1500 Watts
Right Rear Element Burner	2400 Watts
Left Front Element Burner	2400 Watts
Left Rear Element Burner	1500 Watts

### Cooking Controls Function

Delayed Bake	Yes
--------------	-----

### Cooktop

Cooking Surface Type	Coil
Drip Bowl Type	Porcelain

### Drawer

Drawer Handle Style	Integrated
Drawer Type	Storage

### Dimensions and Volume

Minimum Height	46 3/4"
Maximum Height	47 3/4"
Width	30"
Depth	26"
Depth With Door 90° Open	47 5/16"
Depth With Handle	28 1/2"
Oven Interior Height	18 1/8"
Oven Interior Width	25 3/16"
Oven Interior Depth	19 7/8"
Oven Capacity	5.3 Cu. Ft.

### General Specifications

Prop 65 Label	Yes
Warranty - Labor	1 Year
Warranty - Parts	1 Year

### Safety Certifications and Approvals

UL Listed	Yes
-----------	-----

30" Electric Range	5444
Available Products: FCRC3022BB, FCRC3022BS, FCRC3022BW	Available Colors: Black, Stainless Steel, White
Version: 07/25	

Display

Control Location	Rear
Display Interface Color	White
Display Type	Tactile

Installation

Adjustable Leveling Legs	Yes
--------------------------	-----

Certifications and Approvals

ADA Compliant	No
---------------	----

Available Products: FCRC3022BB, FCRC3022BS,

Available Colors: Black, Stainless Steel, White

FCRC3022BW

Version: 07/25

## Installation Diagram

### 30" ELECTRIC REAR CONTROL FREESTANDING INSTALLATION INSTRUCTIONS

#### 1. Clearances and Dimensions

- Provide adequate clearances between the range and adjacent combustible surfaces.
- Location—Check location where the range will be installed. Check for proper electrical supply and the stability of floor.
- Dimensions that are shown must be used. Given dimensions provide minimum clearance. Contact surface must be solid and level.

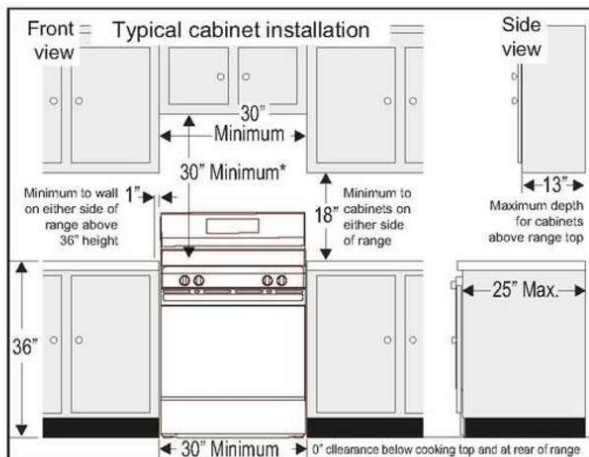


Fig. 1

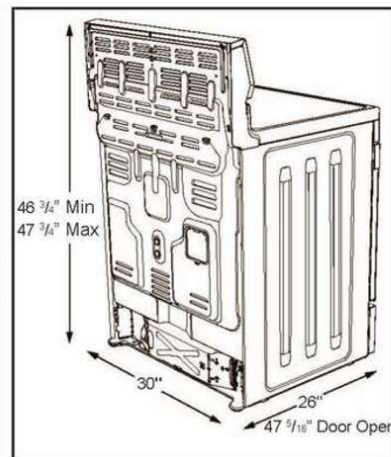


Fig. 2

\*30" (762 mm) MINIMUM CLEARANCE BETWEEN THE TOP OF THE COOKING SURFACE AND THE BOTTOM OF AN UNPROTECTED WOOD OR METAL CABINET; OR 24" (610 mm) MINIMUM WHEN BOTTOM OF WOOD OR METAL CABINET IS PROTECTED BY NOT LESS THAN 1/4" (6 mm) FLAME RETARDANT MILLBOARD COVERED WITH NOT LESS THAN NO. 28 MSG SHEET STEEL, 0.015" (0.4 mm) STAINLESS STEEL, 0.024" (0.6 mm) ALUMINUM OR 0.020" (0.5 mm) COPPER. 0" (0 mm) CLEARANCE IS THE MINIMUM FOR THE REAR OF THE RANGE. FOLLOW ALL DIMENSION REQUIREMENTS PROVIDED ABOVE TO PREVENT PROPERTY DAMAGE, POTENTIAL FIRE HAZARD, AND INCORRECT COUNTERTOP AND CABINET CUTS.

TO ELIMINATE THE RISK OF BURNS OR FIRE BY REACHING OVER HEATED SURFACE UNITS, CABINET STORAGE SPACE LOCATED ABOVE THE SURFACE UNITS SHOULD BE AVOIDED. IF CABINET STORAGE IS TO BE PROVIDED, THE RISK CAN BE REDUCED BY INSTALLING A RANGE HOOD THAT PROJECTS HORIZONTALLY A MINIMUM OF 5" (127 mm) BEYOND THE BOTTOM OF THE CABINETS.

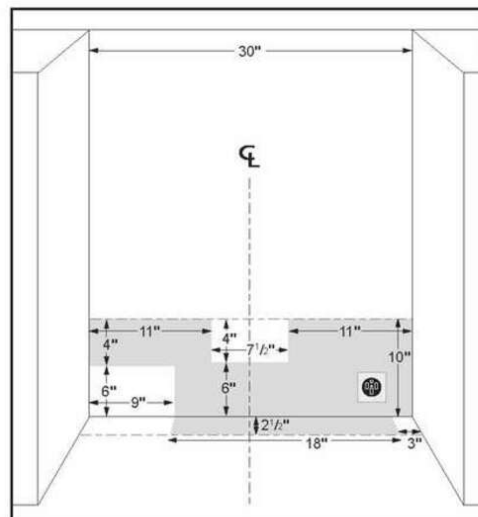


Fig. 3