



Rowanbeck

Queen

Upholstered

Panel Bed


SKU - B821B2 (B821-54,B821-57) | Status - Current

General Dimensions: Metric ☐
64.5" W x 88.75" D x 58.13" H


Weight : 191 lbs. | **Cube** : 18.79 ft

Style: Contemporary
Showroom: Signature Design
Division: Signature Casegoods
Color: Gray/Black


Size



California
King



Queen



King

PRODUCT DESCRIPTION

Inspired by art deco design, this softly shaped queen upholstered panel bed makes a lasting impression in a simply stunning way. Its magnificent curved silhouette is enhanced by a rich layered black finish on the textured wood grain surface. The channeled vertical headboard and footboard, wrapped in herringbone textured upholstery, merge form and function. This is the statement piece you’ve been dreaming of to elevate your contemporary inner sanctum.

- Includes upholstered panel headboard, footboard and rails
- Made with hardwood solids and ash veneer
- Black finish on textured wood grain surface
- Waterfall edges
- Polyester upholstery
- Foundation/box spring required, sold separately
- Mattress available, sold separately
- Assembly required

64.5" W x 88.75" D x 58.13" H

Inches	: 64.5" W x 88.75" D x 58.13" H	Carton:	Unit of Measure:	EA
		Inches		
		Express Shipped:	Qty Per Carton:	1
		Inches		
		Weight	: 191 lbs.	
		Cubes	: 18.79 ft	
		UPC		

Weight : 191 lbs. | **Cube** : 18.79 ft

Get To Know Us

- The Ashley Story
- News
- Company Overview
- Ashley Family
- Leadership
- History
- FAQ
- Community

Customer Care

- How to Join Ashley Express
- Hope to Dream
- Ashley Furniture Industries
- Ashley for the Arts
- Ashley Global Retail
- Soldiers Walk

Get Inspired

- Company Contacts
- Top Sellers
- Hot Buys
- Product Catalog
- Extracts