


800.579.1166



 FIND A STORE

 SEARCH

HOME : CARE AND MAINTENANCE

CARE AND MAINTENANCE

Fine home furnishings are designed and crafted for lasting enjoyment. As with any quality product, care and maintenance are critical to ensuring that longevity. The following are recommendations for the various materials and finishes in the Lexington Home Brands product assortment, across all brands.

FURNITURE, STONE, AND METAL CARE

- Dust with a clean microfiber or lint-free cloth, rubbing with the grain direction
- Avoid using furniture waxes, polishes or oils that can build up on surfaces
- Clean surfaces with mild soap and water solution, drying immediately afterward
- Wipe up spills or smudges immediately
- Protect surfaces from scratches using felt pads, placemats or tablecloths
- Never set drinks or liquids directly on surfaces
- Do not leave plastic or rubber materials on surfaces
- Avoid prolonged exposure to direct sunlight or heat sources
- Avoid contact with hot dishes or objects
- Avoid contact with solvents like nail polish remover or alcohol
- Do not use cleaners on metal, brass or stone items



FABRIC AND LEATHER UPHOLSTERY CARE

- Avoid placing furniture in direct sunlight or near a heat source
- Vacuum furniture to prevent the accumulation of dust
- Flip cushions and pillows regularly to keep filling equally distributed
- Fluff pillows after use to maintain shape

zendesk chat

Chat with Us!



800.579.1166



FABRIC CARE

Fabrics are classified into one of four categories for the purpose of care and cleaning. This code is noted on each fabric swatch. Cleaning methods are suggested by the fabric manufacturer. Lexington Home Brands is not responsible for a failure to clean using these methods. It is always recommended to contact a cleaning professional for best results.

W – Clean only with water-based shampoo or foam upholstery cleaner. Do not saturate. Do not use solvents to spot clean. Pile fabrics may require brushing to restore appearance.

S – Clean only with dry-cleaning solvent. Do not saturate. Do not use water. Pile fabric may require brushing to restore appearance.

SW– Clean with shampoo or dry-cleaning solvents as desired. Do not saturate with liquid. Pile fabrics may require brushing to restore appearance.

X – Do not clean with either water or solvent-based cleaner. Use vacuuming or light brushing only.

LEATHER CARE

Leather is classified into one of three categories – **Aniline**, **Semi-Aniline**, or **Protected**. Lexington's leather samples are marked with the corresponding first initial indicating the suggested cleaning code.



General Care:

- Protect from sunlight, as exposure over time will cause fading.
- Always maintain at least two feet of space between leather furniture and any heating source, such as vents or radiators. This helps prevent the leather from drying out over time.




800.579.1166



... never use bleach, soap, cleaning solvents, furniture polish, wax, furniture, abrasive cleaners, detergents, or ammonia on upholstery leather. Lexington leathers have been permanently preserved during the tanning process and require only simple cleaning. Harsh chemicals may alter or damage leather.

A - Aniline leathers wear well but are susceptible to staining. They will fade over the years if exposed to direct sunlight. For the treatment of oily spills, see above. For non-oil-based spills, blot immediately with a dry, soft, white cloth. If the spill has penetrated the leather, dampen the cloth with lukewarm distilled water and gently massage the stain and surrounding area. Allow it to air dry.

SA - Semi-aniline leathers can be cleaned with a mild soap and water solution. Since this leather has a natural/translucent protective coating applied, it will be easier to clean than pure aniline, but we encourage addressing sooner than later to prevent penetration. For the treatment of oily spills, see "General Maintenance" above. For non-oil-based spills, think a 1:3 ratio of mild soap to water. Use a soft white cloth to blot dry.

P - Protected leathers are easy to clean. For the treatment of oily spills, see above. For non-oil-based spills, blot immediately with a dry, soft, white cloth. If the spill has penetrated the leather, dampen the cloth with distilled water and gently massage the stain and the surrounding area. Gently blot dry with a clean white cloth. Al  to air dry.

Tommy Bahama Outdoor Living

Care and maintenance instructions for outdoor products are significantly different than those for indoor home furnishings. Tommy Bahama Outdoor Living products incorporate a variety of materials that have been developed to withstand the elements and crafted for lasting enjoyment. As with any quality product, care and maintenance are critical to ensuring that longevity – especially in outdoor



800.579.1166



ALUMINUM AND STAINLESS STEEL FRAMES

Aluminum frames, bases, and tops are easily maintained but should be handled with care like any other fine furniture because of their artisan finishes. They should be cleaned with a solution of mild soap and water. For additional protection, a premium quality automotive wax may be applied. When storing furniture, drain any water that may have accumulated in the frame. This may require turning the frame upside down or on its side. Failure to drain standing water may result in freezing damage, which is not covered by the warranty.

ALL-WEATHER WOVEN WICKER

Clean with a soft cloth using a mixture of two tablespoons of mild liquid soap to one gallon of warm water. Do not use solvents, janitorial cleaner, alcohol-based cleaners/protectants, petroleum-based products, ammonia-based cleaners, scouring agents, or bleach. You may spray water lightly to clean woven areas, but never use a pressure washer.

LANYARD CORDING

Premium lanyard cording is made of PVC and Polyester yarn and will not stretch. The product is UV resistant, colorfast, abrasion resistant, heat resistant, and has a high tensile strength. Clean occasionally with mild soap and water and rinse thoroughly.

NATURAL TEAK

Tommy Bahama Outdoor Living uses only the finest quality plantation-grown, sustainably-harvested teak in its designs. A protective finish is applied over the teak. Even with a finish, the teak will naturally change color tone with age. Teak can




800.579.1166

  Use a mild soap and water solution to clean. Avoid surface scratches by using felt pads or placemats for protection.


ALUMINUM TOPS

Aluminum tops are easily maintained but should be handled with care like any other fine furniture because of their custom artisan finish. Avoid surface scratches by using felt pads or placemats for protection. Tops should be washed with a solution of mild soap and water.

NATURAL STONE AND MARBLE TOPS

As a porous material, natural stone and marble requires more care than man-made materials. Tommy Bahama stone tops have been professionally sealed to resist moisture and staining. This treatment offers resistance but not prevention. Over time, the factory sealant will lose its protective properties, exposing the stone to potential staining or damage. To ensure the longevity of the top, it should be sealed with a penetrating sealer, available at any tile or home improvement retailer, twice each season. In climates where temperatures fall below freezing, stone tops must be stored in a dry, protected location. If not, water penetrating into the stone may freeze and crack the top. Stone and marble tops should be cleaned regularly with a soft cloth or sponge and a mild soap solution. Rinse with plenty of water to remove soap residue and dry thoroughly immediately after cleaning. Do not use any abrasive, alkaline-based, or acid-based cleaners or solvents. Blot all spills and stains immediately and avoid exposing the top to standing liquids. 

SYNTHETIC TOPS

Synthetic tops offer superior resistance against outdoor elements but still need regular cleaning using a mild solution of soap and water solution. Do not use any sealers, waxes, or any acid-based cleaners as these may react with the material. Wipe spills immediately and avoid exposing the top to standing liquids. For care and maintenance on the Eclipse  product, please refer to the Mozambique catalog.




800.579.1166

  most fine indoor upholstery. The unique construction consists of (4) distinct layers:

- The inner core is 1.8 lb. density, high-resiliency foam that provides unparalleled support, functioning like a box spring in premium bedding. It is both mold and mildew resistant.
- The second layer is soft-cell foam, designed to provide a relaxed but supportive seat, like a plush mattress.
- The third layer is spun polyester fiber, which is inherently anti-microbial and functions like a pillow-top, offering down-like comfort and a luxurious “crown” to the cushion.
- The fourth layer is a wrapping of water-resistant non-woven ticking that is thermally sealed to prevent water penetration into the layers below.

Clean minor spills with mild soap and a damp cloth. Always rinse thoroughly with water. Pat dry to remove excess water and then allow to air dry. Do not clean using residential or commercial washers or dryers. Do not dry clean. Cushions should be covered or stored indoors when not in use.

NOTE: The application of supplemental fabric treatments to cushions is not recommended and will void the warranty. Performance fabrics are already treated, and the addition of supplemental protectants may adversely affect the fabric.  Tanning products may also cause staining to fabrics.

While cushions and performance fabrics are highly water-resistant, extended exposure to soaking conditions will eventually cause water to penetrate. If wet cushions are handled, standing water is prone to migrate through the fabric casing. In such cases, allow cushions and fabric casings to air dry.

UPHOLSTERY FABRICS



800.579.1166



- A tight weave to withstand the wind and elements
- A durable finish for superior stain and water resistance

Fabrics should be cleaned by removing dirt before it becomes embedded, wiping spills as soon as they occur, and spot cleaning soon after stains occur. Fabrics should be cleaned with a mild solution of soap and water and rinsed thoroughly afterward.

General cleaning: Brush off loose dirt. Prepare a cleaning solution of 2 ounces (1/4 cup) of mild detergent per gallon of lukewarm water. Use a sponge or a soft bristle brush to clean. Allow cleaning solution to soak into fabric. Rinse thoroughly to remove all detergent residue. Allow fabric to air dry.

Pets: Animals of any kind can cause a variety of significant damage to fabrics, including outdoor performance fabrics. Please note that the fabric warranty will be voided if evidence of pet use is observed.

Spot cleaning: Apply a light mist of mild detergent and water using a spray bottle. Work the solution into the stain by lightly scrubbing the area with a sponge or very soft bristle brush. Rinse thoroughly to remove all detergent residue. Blot excess moisture with a clean, soft towel or sponge. Air dry, repeat rinsing and blotting all soap residue is removed.

Heavy stains: Performance fabrics do not promote mildew growth; however, mildew may grow on dirt and other foreign substances that are not removed from the fabric. To clean mildew, or other stubborn stains, prepare a solution of 8 ounces (1 cup) of bleach and 2 ounces (1/4 cup) of mild detergent per gallon of clean water. Spray on the entire area and allow to soak into the fabric for 15 minutes. Remove stain with a sponge, clean towel or soft bristle brush. Rinse thoroughly to remove all detergent residue. Allow fabric to air dry.



800.579.1166



HOW TO BUY

Buying Online

Before You Buy

Find a Store

Terms of Sale

To the Trade

COMPANY

Contact Us

Terms of Use

Privacy Policy

CA Privacy Rights

Your California Privacy Choices

CA Supply Chain Act

Product Safety



INSPIRATION

Our Story

Videos

Catalogs

Wishlist



800.579.1166



Outdoor Collections

Warranty Info

Care & Maintenance

Accessibility Tools

More from the
Tommy Bahama brand

[TOMMYBAHAMA.COM](https://www.tommybahama.com)

BE THE FIRST TO KNOW

ENTER EMAIL

SIGN UP

Pumili ng Wika | ▼



© 2024 Tommy Bahama Furniture

