



ASSEMBLY INSTRUCTIONS

COASTER FINE FURNITURE



Fine Furniture for every stage of life

736108
Coffee Table

ITEM: 736108

ASSEMBLY INSTRUCTIONS



ASSEMBLY TIPS:

1. Remove hardware from box and sort by size.
2. Please check to see that all hardware and parts are present prior to start of assembly.
3. Please follow attached instruction in the same sequence as numbered to assure fast & easy assembly.



WARNING!

1. Don't attempt to repair or modify parts that are broken or defective. Please contact the store immediately.
2. This product is for home use only and not intended for commercial establishment.



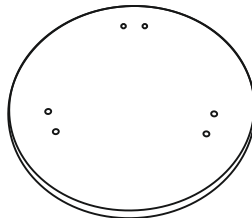
ASSEMBLY TIME

15 MINUTES

PARTS IDENTIFICATION

A

TOP



1PC

B

LEG



3PCS

HARDWARE IDENTIFICATION

1

BOLT
(6 mm - BLK)



6PCS

2

FLAT WASHER
(8 mm - BLK)



6PCS

3

ALLEN WRENCH
(4 mm - BLK)

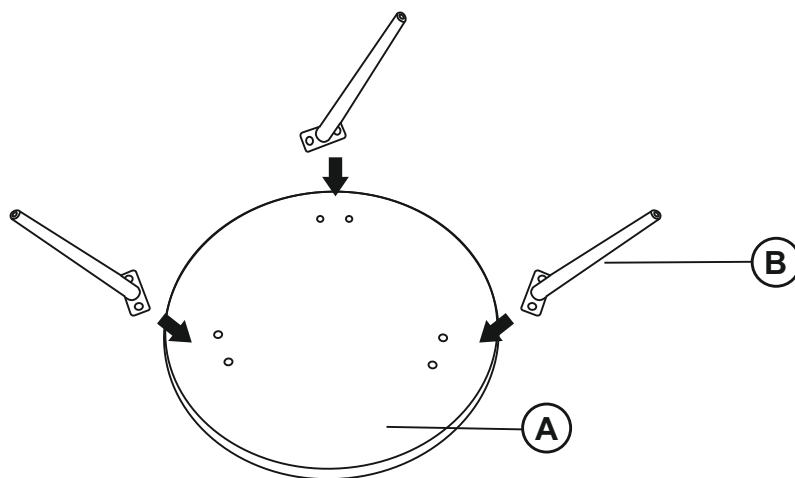


1PC

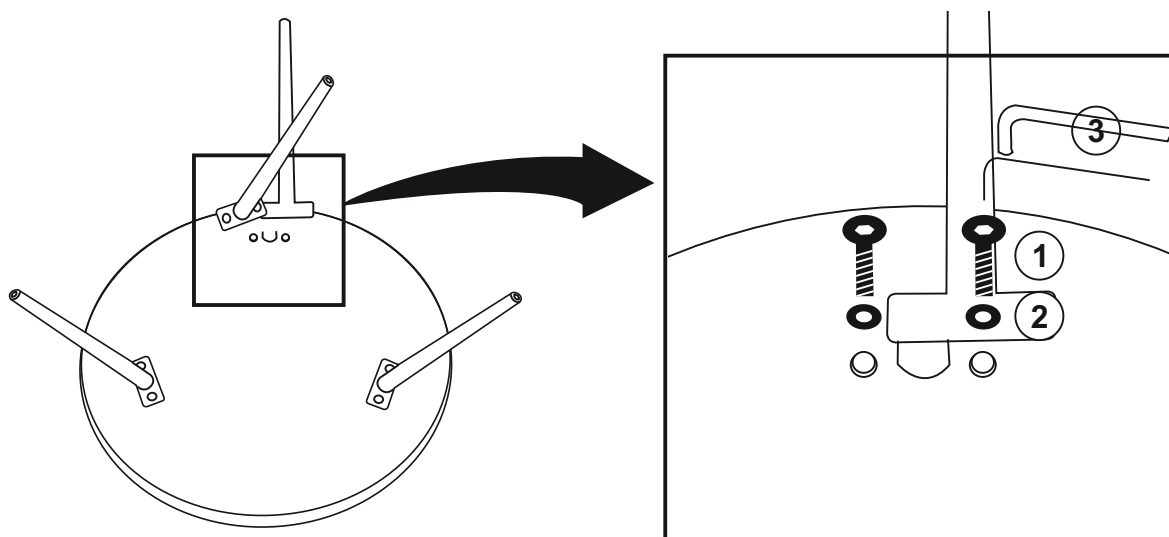
ITEM: **736108**
ASSEMBLY INSTRUCTIONS



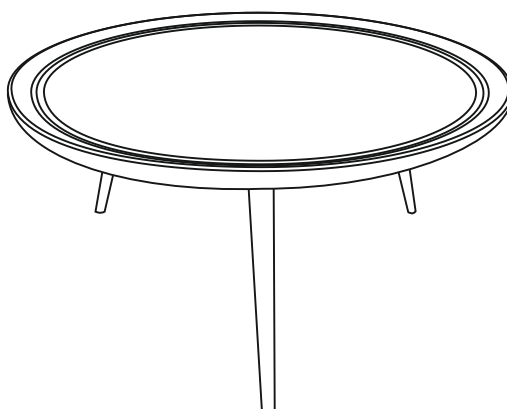
STEP 1



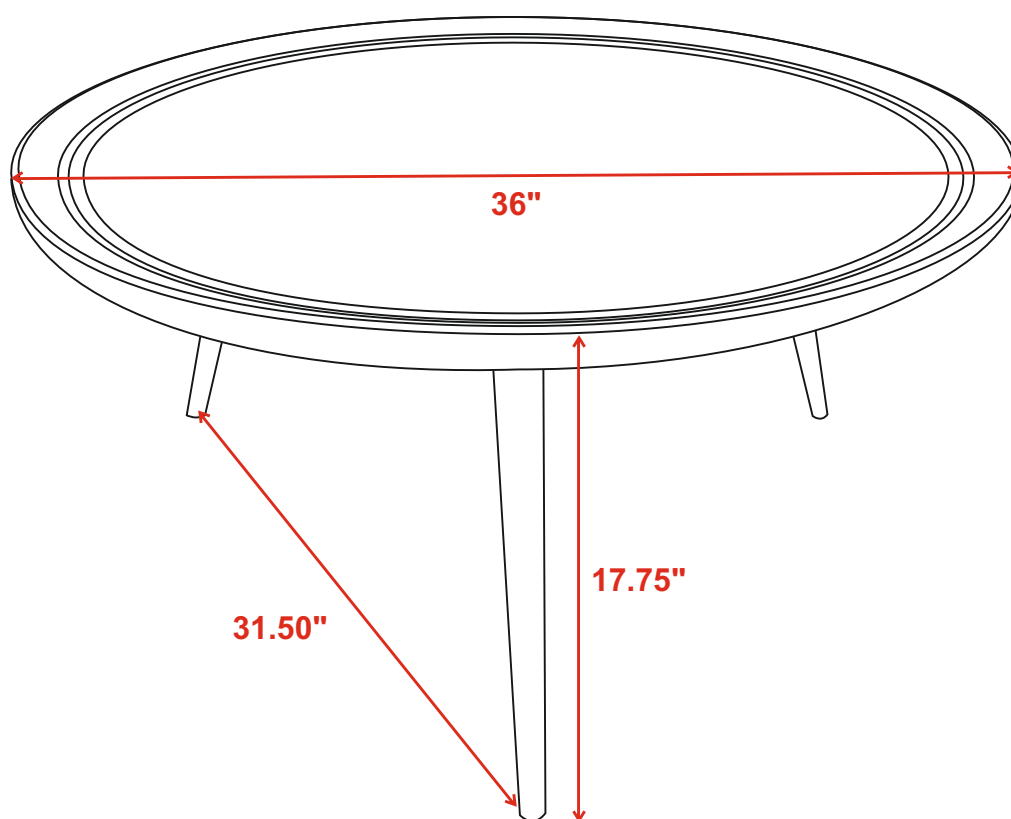
STEP 2



STEP 3
COMPLETE



ITEM: **736108**



Note : Dimension tolerance $\pm 5\%$