

LG STUDIO

LSIS6338F

6.3 cu. ft. Smart Wi-Fi Induction Slide-in Range with ProBake Convection® and EasyClean®

Large Capacity Oven (6.3 cu. ft.)

Air Fry Setting

InstaView® Window (WideView™)

Air Sous-Vide

EasyClean®

ProBake Convection™

Storage Drawer



| CAPACITY                           |   |
|------------------------------------|---|
| Type                               | Induction Single Oven Slide-in  |
| Oven Capacity (cu. ft.)            | 6.3 cu. ft.   |
| Color                              | Stainless Steel   |
| COOKTOP                            |   |
| Type                               | Induction + Radiant   |
| No of Radiant Elements             | 5 ( 4- induction; 1 radiant)  |
| Element Size/Wattage - Left Rear   | 1800 (Boost) / 1300 (Normal) (6")   |
| Element Size/Wattage - Right Rear  | 100 (6")  |
| Element Size/Wattage - Left Front  | 3200 (Boost) / 2100 (Normal) (8")   |
| Element Size/Wattage - Right Front | 4300 (Boost) / 2400 (Normal) (11")  |
| Center (Warming Zone)              | 1800 (Boost) / 1300 (Normal) (6")   |
| OVEN FEATURES                      |   |
| Broil Element (Watt)               | Sheath 4200 / 6 Pass  |
| Convection (Watt)                  | Sheath 2500W  |
| Convection Fan                     | Dual Speed (High/Low)   |
| Convection Type                    | ProBake Convection™   |
| Oven Modes                         | Bake, Conv. Bake, Conv. Roast, Broil High, Broil Low, Warm, Proof, Frozen Meal, Air Fry, Air Sous-Vide, EasyClean, Self Clean |
| Oven Control Features              | Glass Touch   |
| Convection Conversion              | Yes   |
| EasyClean®                         | Yes   |
| EasyClean® Time                    | 10 mins   |
| Self Clean                         | Yes   |
| GoCook Smart Oven Light            | Yes   |
| No. of Rack Positions              | 7   |
| Control Lock                       | Yes (Key + Cooktop Lock)  |
| Automatic Safety Shut-Down         | After 12 hours  |
| DRAWER FEATURES                    |   |
| Type                               | Storage (no Handle)   |
| CONTROL                            |   |
| Cooktop Control Type               | Front Control Knobs   |
| Oven Control Type                  | Glass Touch   |
| Back lighting                      | Yes   |
| Knob lighting                      | Yes   |
| Display                            | LED / White   |
| Language                           | English   |
| Clock                              | 12 hr or 24 hr (option)   |
| Kitchen Timer                      | Yes   |
| Timed Cook                         | Yes   |
| Temperature Unit of Measure        | Fahrenheit / Celsius  |
| Cooking Complete Reminder Volume   | Beeper (Hi, Lo, Off)  |
| Certified Sabbath mode             | Yes   |

| APPEARANCE                                |                              |
|---|------------------------------|
| All Available Colors                      | Stainless Steel              |
| Knobs                                     | AL Forging                   |
| Handle                                    | Stainless Steel              |
| Printproof™ Finish                        | Yes                          |
| Oven Door Feature                         | InstaView + WideView™        |
| Cooktop Finish                            | Black Ceramic + Grey Pattern |
| SMART FEATURES                            |                              |
| ThinQ® (Wifi Enabled)                     | Yes                          |
| Check & Control                           | Yes                          |
| Voice Control                             | Yes                          |
| Smart Recipe (3rd Party Recipe App)       | Sidechef                     |
| SmartDiagnosis™                           | Yes                          |
| DIMENSIONS / CLEARANCES / WEIGHT          |                              |
| Shipping Weight (lbs)                     | 235.4 lbs (106.75 kg)        |
| Product Weight (lbs)                      | 197.6 lbs (89.65 kg)         |
| Cabinet Width (in)                        | 30"                          |
| Overall Depth (in) - without handle       | 26 7/8"                      |
| Overall Depth (in) - including handle     | 29 3/8"                      |
| Overall Height (in)                       | 37 2/8"                      |
| Overall Width (in)                        | 29 7/8"                      |
| Oven Interior Dimensions (in) (W x H x D) | 24 7/8" x 21 3/8" x 20"      |
| Height to Cooking Surface (in)            | 36"                          |
| Drawer Dimensions (in) (W x H x D)        | 22 3/16" x 4 1/2" x 16 3/8"  |
| Carton Dimensions (in) (W x H x D)        | 32 1/2" x 44" x 30 1/2"      |
| POWER/RATINGS                             |                              |
| Amp Rating at 208V                        | 48.5A                        |
| Amp Rating at 240V                        | 49.6A                        |
| KW Rating at 208V                         | 10.1kW                       |
| KW Rating at 240V                         | 11.9kW                       |
| Required Power Supply (amp)               | 40A                          |
| ACCESSORIES                               |                              |
| Gliding Rack                              | 1                            |
| Heavy Duty Rack                           | 2                            |
| Air Fry Rack                              | 1                            |
| Temp Probe                                | Yes                          |
| Spray Bottle                              | Yes                          |
| Cooktop Cream/ Cleaner                    | Yes                          |
| LIMITED WARRANTY                          |                              |
| Parts & Labor                             | 2 Years                      |
| UPC CODES                                 |                              |
| LSIS6338F (Stainless Steel)               | 195174020555                 |

# LSIS6338F

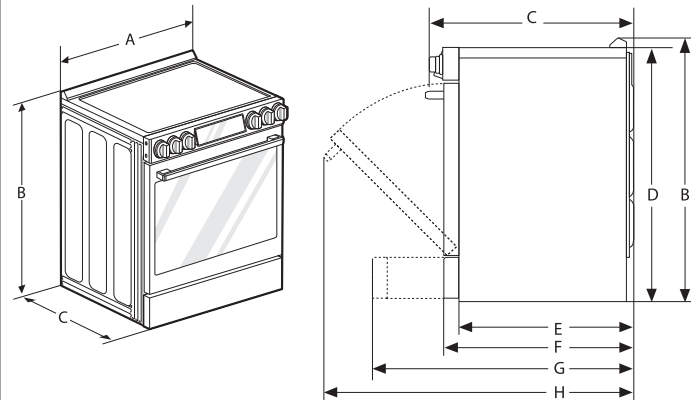
6.3 cu. ft. Smart Wi-Fi Induction Slide-in Range  
with ProBake Convection® and EasyClean®

## QUICK INSTALL & CLEARANCES

For full installation directions/clearances please refer to the corresponding User Manual and Installation Guide.

### DIMENSIONS / CLEARANCES

|   |  |          |
|---|--|----------|
| A | Width  | 29 7/8"  |
| B | Height   | 37 1/4"  |
| C | Depth (Includes Door Handle)   | 29 3/8"  |
| D | Height (Excludes Vent Trim)  | 36"      |
| E | Depth (Includes only the product body that is loaded into the cabinet. Excludes door, drawer, and handles) | 24 3/4"  |
| F | Depth (Excludes Door Handle)   | 26 7/8"  |
| G | Depth when drawer is fully opened  | 36 1/16" |
| H | Depth when door is fully opened  | 48 5/8"  |



### POWER / RATINGS

|                             |        |
|-----------------------------|--------|
| Amp Rating at 208V          | 48.5A  |
| Amp Rating at 240V          | 49.6A  |
| KW Rating at 208V           | 10.1kW |
| KW Rating at 240V           | 11.9kW |
| Required Power Supply (amp) | 40A    |

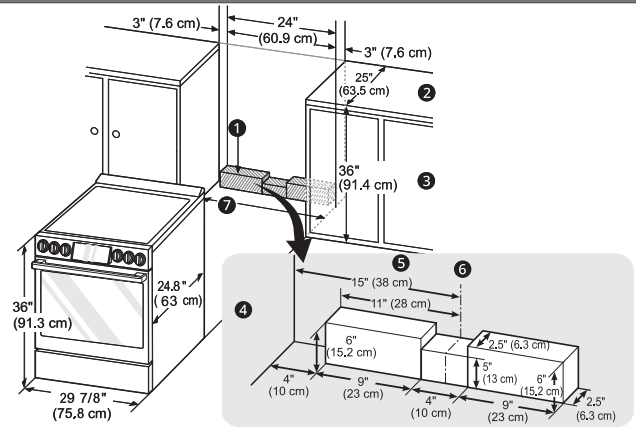
### Electrical Requirements

- This appliance must be installed and grounded on a branch circuit by a qualified technician in accordance with the National Electrical code ANSI/NFPA NO. 70 - latest edition.
- All wiring should conform to Local and NEC codes. This range requires a single-phase, 3 wire, A.C 120/208 V or 120/240 V 60 Hz electrical system. Use only a 3-conductor or a 4-conductor UL - listed range cord with closed-loop terminals, open-end spade lugs with upturned ends or similar termination. Do not install the power cord without a strain relief.
- A range cord rated at 40 amps with 120/240 minimum volt range is required. If a 50 amp range cord is used, it should be marked for use with 13/ 8" diameter connection openings. This appliance may be connected by means of a conduit or power cord. If a conduit is being used, refer to "3-Wire Connection: Conduit" or "4-Wire Connection: Conduit" sections.
- The range should always be plugged into its own individual properly grounded electrical outlet. This prevents overloading house wiring circuits which could cause a fire hazard from overheated wires. It is recommended that a separate circuit serving only this appliance be provided.



Scan to see the online  
Owner's Manual.

### CLEARANCES

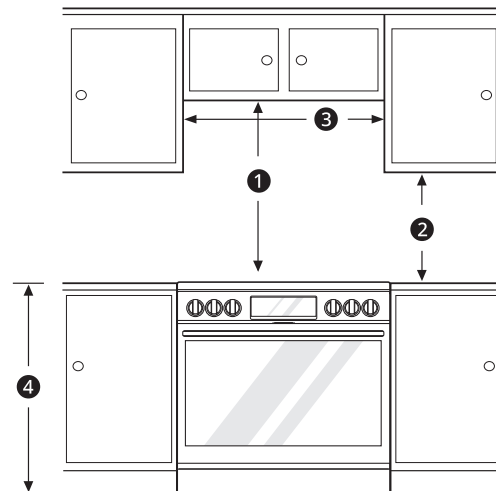


- |  |                           |
|--|---------------------------|
| 1 Acceptable Electrical Outlet Area  | 2 Normal Countertop Depth |
| 3 Counter Top Height   | 3 Cabinet                 |
| 5 Wall   | 6 Center                  |
| 7 Cabinet Opening<br>= 30" (76.2 cm) For U.S.A<br>= 30" (76.2 cm) - 31" (78.7 cm) For CANADA |                           |

The range should always be plugged into its own individual properly grounded electrical outlet.

- This prevents overloading house wiring circuits which could cause a fire hazard from overheated wires.
- It is recommended that a separate circuit serving only this appliance be provided.

### MINIMUM DIMENSIONS



|  |     |
|--|-----|
| 1 Minimum distance from top of range to combustible surface overhead | 30" |
| 2 Minimum distance from countertop to overhead cabinets at side      | 15" |
| 3 Minimum opening in overhead cabinets                               | 30" |
| 4 Height of countertop   | 36" |

### NOTE

- 1 30" (76.2 cm) minimum clearance between the top of the cooking surface and the bottom of an unprotected wood or metal cabinet; or 24" (60.9 cm) minimum when bottom of wood or metal cabinet is protected by not less than 1/4" (6.4 cm) flame retardant millboard covered with not less than no. 28 MSG sheet steel, 0.015" (0.381 mm) stainless steel, 0.024" (0.610 mm) aluminum or 0.020" (0.508 mm) copper.
- 2 15" (38.1 cm) minimum between countertop and adjacent cabinet bottom.
- Important - Save for the use of the local electrical inspector.
- For installation in Canada, a free-standing range is not to be installed closer than 15/32" (12 mm) from any adjacent surface.