

DO3050PE/S/P



## FEATURES

Wolf's dual convection system—featured in the upper oven cavity—provides reliably even heat, reduces hot and cold spots, and enables consistent multi-rack cooking

Enjoy the extra space and versatility of the conventional lower oven

Ten cooking modes, including Bake, Broil, Convection, Convection Roast, Dehydrate, Gourmet, Proof, Roast, Stone, and Warm, were developed by Wolf chefs to maximize the performance of your oven

Gourmet Mode, featured in the upper oven, offers nearly 50 presets to automatically cook a delicious set of impressive dishes

The large full-color touch screen and stainless touch controls are intuitive and easy-to-read

The temperature probe alerts you when your dish has reached the desired temperature.

The oven offers self-clean, delayed start, timed cook, and Sabbath features

The Wi-Fi enabled feature lets you remotely preheat, select modes, and adjust oven temperature from your mobile device

Coordinates with other Sub-Zero, Wolf, and Cove appliances to create a cohesive look in your kitchen

Get the most out of your oven with tips and recipes from the Mastering the E Series Oven guide

## ACCESSORIES

30" Broiler Pan

30" Premier Baking Sheet

30" Standard Oven Rack

Bake Stone Kit

Dehydration Kit

Full-Extension Ball-Bearing Rack

Standard Oven Rack

Temperature Probe

Accessories available through an authorized dealer.

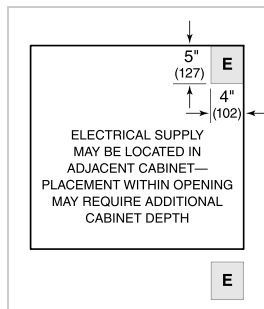
For local dealer information, visit [subzero-wolf.com/locator](https://subzero-wolf.com/locator).



**PRODUCT SPECIFICATIONS**

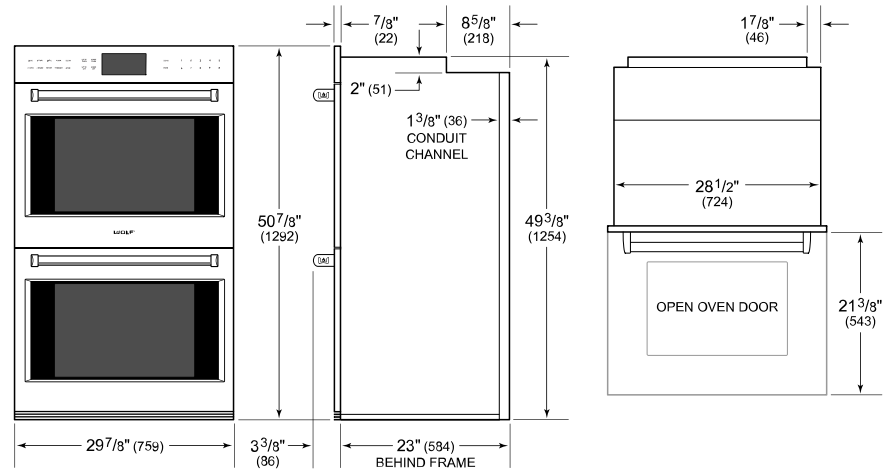
Model	DO3050PE/S/P
Dimensions	29 7/8"W x 50 7/8"H x 23"D
Oven 1 Interior Dimensions	25 1/4"W x 17 1/2"H x 18 1/2"D
Oven 2 Interior Dimensions	25 1/4"W x 17 1/2"H x 18 1/2"D
Overall Capacity	4.7 cu. ft.
Usable Capacity	3.1 cu. ft.
Door Clearance	21 3/8"
Weight	446 lbs
Electrical Supply	240/208 VAC, 60 Hz
Electrical Service	50 amp dedicated circuit
Conduit Length	5 Feet

**ELECTRICAL**

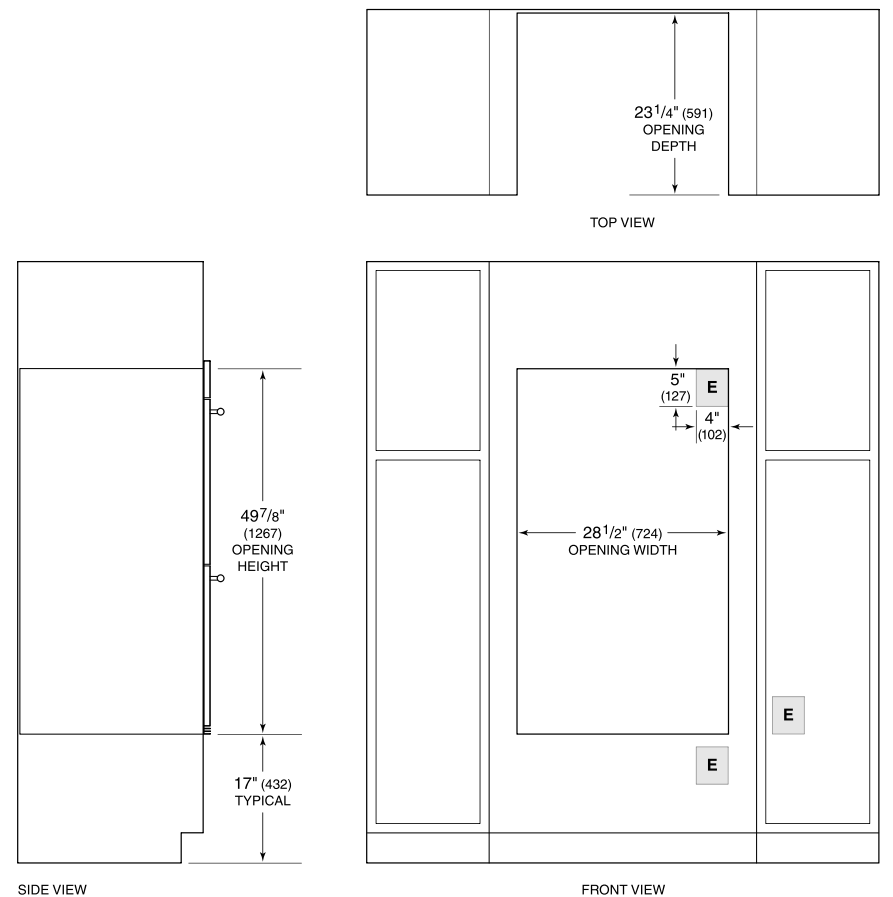


**NOTE:** Dimensions in parenthesis are in millimeters unless otherwise specified

**DIMENSIONS**



**STANDARD INSTALLATION**



**NOTE:** Location of electrical supply within opening may require additional cabinet depth.