

FIorentina 48" INDUCTION WITH FRYTOP

1M002ZV1017A SOLID DOOR

1M002ZV1018A GLASS DOOR



The Fiorentina 48" Induction is characterized by seven cooking zones, two of which for the built-in griddle feature. To add to the flexibility of this range, the trilaminate griddle can be removed to access the induction elements below.

Below the cooking surface, two self-cleaning convection ovens with multiple baking functions allow for ultimate flexibility, performance and capacity. Telescopic chrome oven racks allow for convenient inspection of dishes during cooking and effortless removal when done. The door, made of 4 layers of thermo-reflecting glass, ensure the safety of a cool touch door while the oven is on - even at its highest temperature during the pyrolytic cycle (869°F - 465 °C). Robust stainless oven doors with wide viewing windows get an assist from shock absorbing hinges, facilitating an effortless soft closing oven.

COOKING SURFACE

- 7 powerful premium European inductors
- 4 Single Induction cooking zones
- 1 Dual Max Power with Ø 11" cooking zone
- 2 Bridge Zone Elements
- One integrated trilaminate Griddle + Lid
- Booster function for each cooking zone
- Residual heat and Power-on Indicators
- Pot Detection System
- Child Lock Function
- Automatic Heat-up

OVENS

- Dual True Convection in main oven and
- True Convection in accessory oven
- Self-cleaning oven with Multifunction baking
- Black Porcelain enamel interior
- Cool to the touch soft closing doors
- Extra-large baking cavity and viewing area
- 3 Halogen lights on the main oven
- 2 Halogen light on the accessory oven
- Total capacity 147,2 lt and 63,4 lt
- Total capacity 5,20 cu. ft. and 2,24 cu. ft.

OVEN FUNCTIONS

- Bake
- Broil
- Roast
- Convection
- True Convection
- Warm / Proof / Dehydrate
- Electronic cooking programmer
- Fast Pre-Heat
- Self-Clean
- Sabbath Mode

INCLUDED ACCESSORIES

- 2 chrome racks per oven
- 1 telescopic rack per oven
- 1 enameled broiler pan

FIORENTINA 48" INDUCTION WITH FRYTOP

1M002ZV1017A SOLID DOOR
1M002ZV1018A GLASS DOOR

VER. 1.0 - 2024.05.30

CONTROL PANEL				
Control Type	11 knobs			
Oven Programming	Electronic with 6 Touch Keys			
Display: Clock - Temperature - Function	White LED			
INDUCTION COOKTOP FEATURES				
	Pot Detection System	Residual Heat Indication	Melting Function 113°F / 45°C	
	Simmering Function 158°F / 70°C	Digital Display for Power Level	Booster/Fast Boil Function for Each Zone	
	Failure Codes Indication	Power Levels: 1 to 9	Cooling Fan System	
	Heat up time automatic	Child Lock Function	Knob for power setting	
Type	Induction			
Cooking Zones	5 + 2 Bridge zone elements Integrated trilaminate Griddle over a dedicated 2-zone bridge element			
Front Left Power L9 Booster	Inductor 9" (230mm) 2300W 3700W			
Rear Left Power L9 Booster	Inductor 7" (180mm) 1850W 3000W			
Middle dual circuit Power L9 Booster	Inductor 11" (280mm) 3000W 5500W			
Middle single circuit Power L9 Booster	Inductor 7" (180mm) 1850W 3000W			
Front Right Power L9 Booster	Inductor 9" (230mm) 2300W 3700W			
Rear Right Power L9 Booster	Inductor 7" (180mm) 1850W 3000W			
Griddle Front + Rear Left Power L9 Booster	Inductor 2x 1850W 3000W			
OVENS				
Oven Type	Electric Self-clean - Dual Convection (True Euro Conv.)			
Temperature Regulation	Electronic Control (min/max 170/550°F - 75/290°C)			
OVEN FUNCTIONS				
	Pyrolytic Self-Clean	Dehydrate	True Convection	
	Thaw (Defrost)	Convection Broil	Proof (Warm)	
	Convection Roast	Keep warm (Warm Plus)	Pizza (Lower Convection)	
	Oven Lights	Bake	Broil	
	Preset/Last Used Temperature Memory	Preheat Indicator (25%, 50%, 75%, 100%)	Child Door Lock	
	Control Display Lock	Fast Preheat	12/24 Hour Clock Formats	
	Sabbath Mode	Temperature Display °C/°F	Meat Probe	
OVEN CAVITY	18" (ACCESSORY OVEN)		30" (MAIN OVEN)	
Total Capacity	2,24 cu. ft.	63,4 lt	5,20 cu. ft.	147,2 lt
Cavity Enamel Color	Black		Black	
Rack Positions	6		6	
Oven Lights	2x20W Halogen		3x20W Halogen	
HEATING ELEMENTS (@240V)	18" (ACCESSORY OVEN)		30" (MAIN OVEN)	
Broil Upper Heating Element	2100 W		3500 W	
Upper Auxiliary Element Wattage	700 W		1032 W	
Concealed Bake Lower Heating Element	1750 W		3000 W	
Convection Element	1 x 2500 W		2 x 1300 W	
OVEN ACCESSORIES	18" (ACCESSORY OVEN)		30" (MAIN OVEN)	
Chrome Racks	2		2	
Enameled Broiler Pan (basin + anti splash)	-		1	
Telescopic Chrome Rack	1		1	
DIMENSIONS				
Overall dim - Width	47-15/16"		122 mm	
Overall dim - Height (min - max)	37 - 3/8", 31 - 5/8"		948 mm - 980 mm	
Overall dim - Depth	30 - 1/16"		764 mm	
Gross Weight	472,2 lbs		214,2 kg	
POWER / RATINGS (208/240 V, 60 HZ)				
kW / Amps rating at 120-240V, 60Hz	20.3 kW - 84.6 A			
kW / Amps rating at 120-208V, 60Hz	17.6 kW - 84.6 A			
Power Cable	Nema 14-50P			

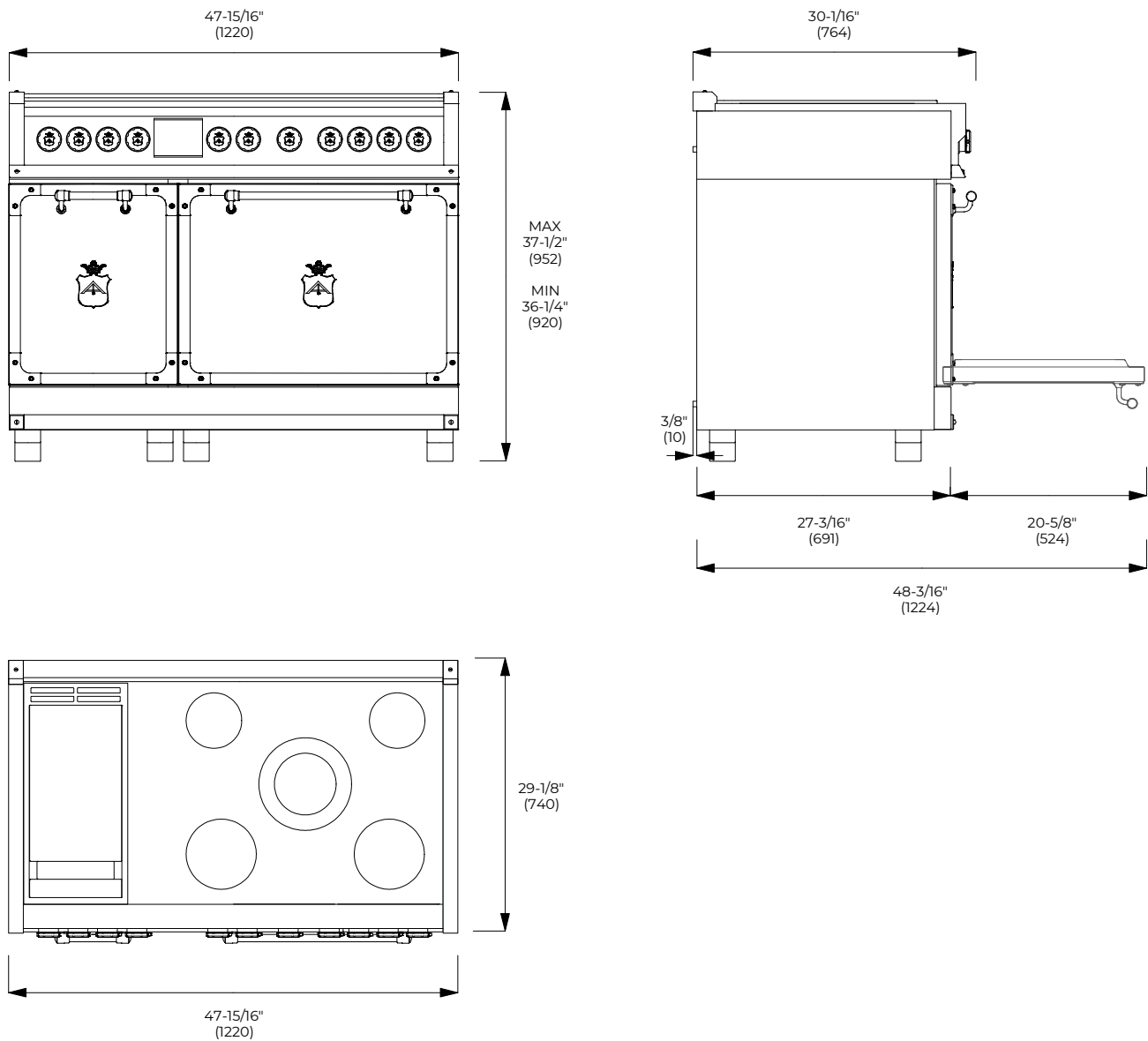


FIorentina 48" INDUCTION WITH FRYTOP

1M002ZV1017A SOLID DOOR
1M002ZV1018A GLASS DOOR

VER. 1.0 - 2024.05.30

MEASUREMENTS - 1M002ZV1017A - SOLID DOOR





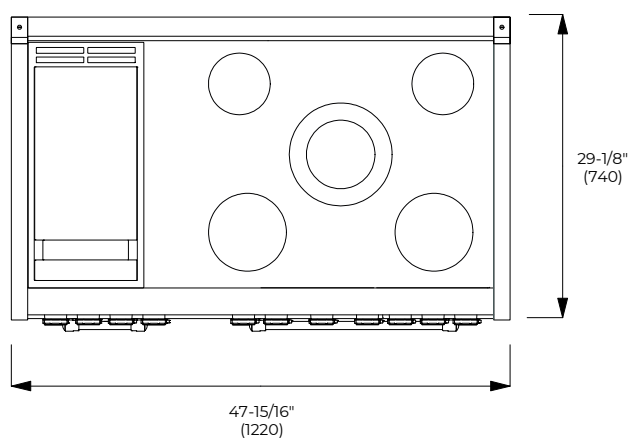
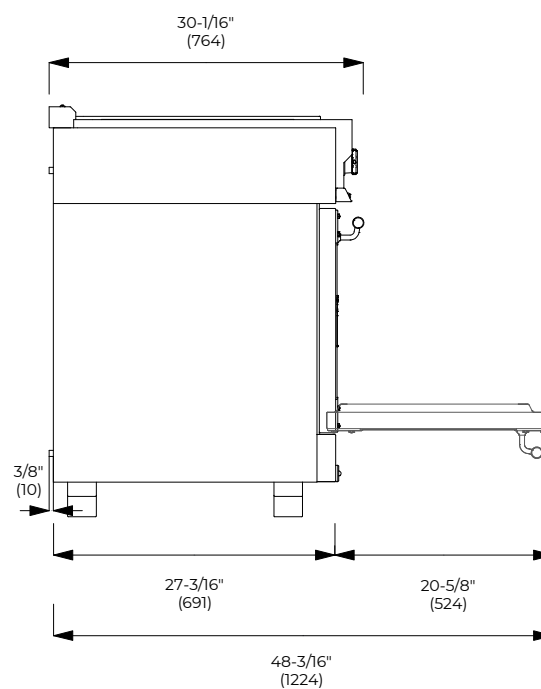
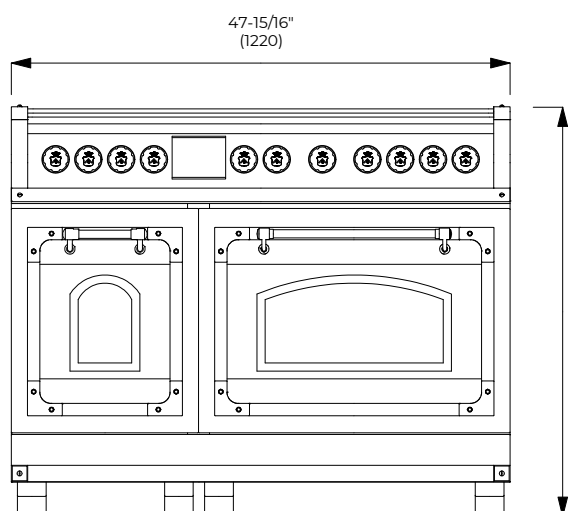
FIorentina 48" INDUCTION WITH FRYTOP

1M002ZV1017A SOLID DOOR

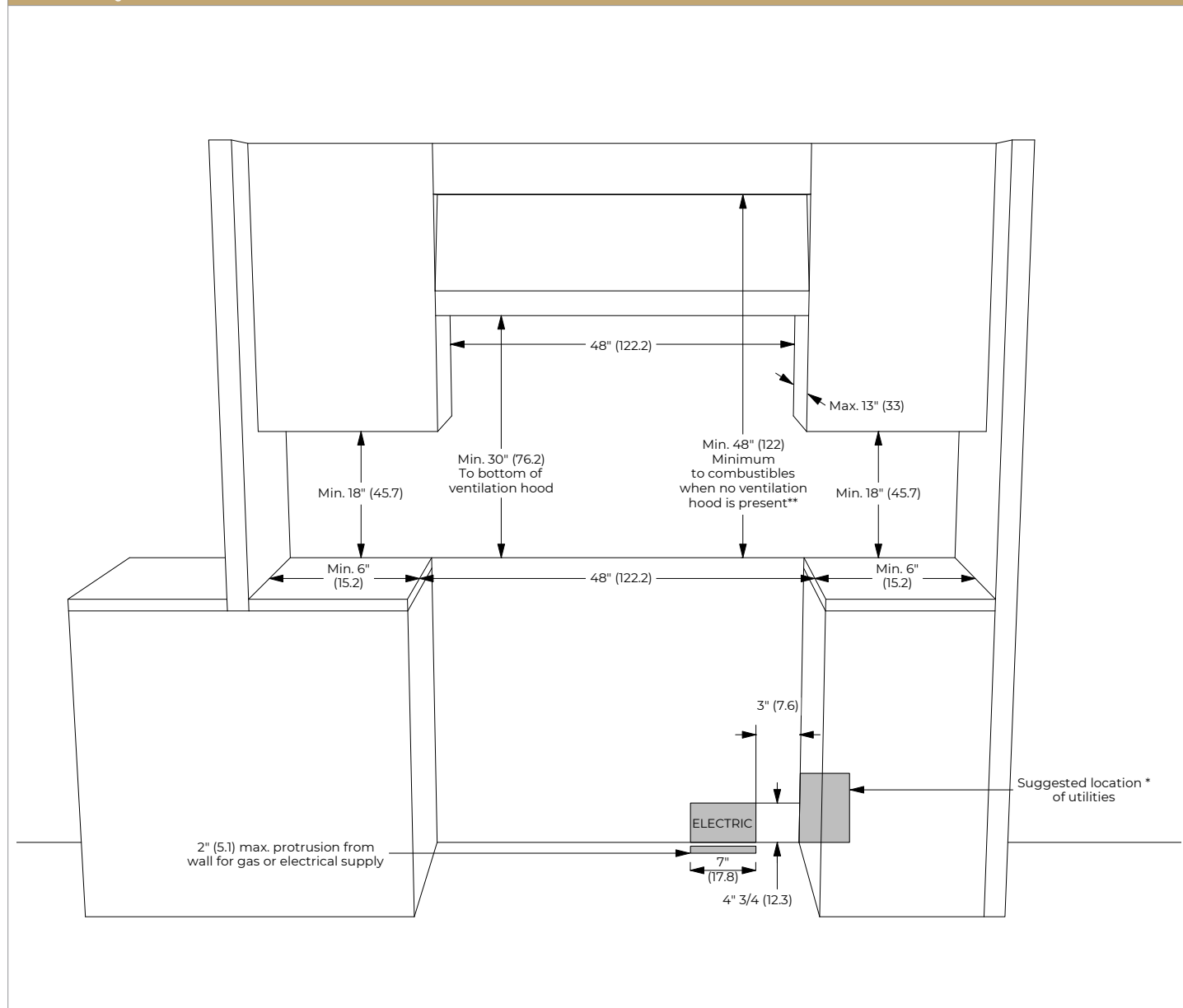
1M002ZV1018A GLASS DOOR

VER. 1.0 - 2024.05.30

MEASUREMENTS - 1M002ZV1018A - GLASS DOOR



CUTOUT REQUIREMENTS



**NOTE: Ensure your installation also complies with local and national building and fire codes. If the surface of the entire back wall above the range and below the hood is not composed of a non-combustible material then the 9" accessory back guard must be used.

*Consult local code for exact location requirements.