









# Kitchenaid® 48-Inch 6 Burner Commercial-Style Dual Fuel Range with Griddle

KFDD948SDC

Available Finishes/Colours

-  KFDD948SDC  
Other
-  KFDD948SJP  
Juniper
-  KFDD948SSC  
Scorched Orange
-  KFDD948SSS  
Stainless Steel
-  KFDD948SAG  
Agave
-  KFDD948SWF  
Other

2 Additional finishes/colours available.

Satisfy your craving to create with a 48-inch KitchenAid® Commercial-Style Range with Chrome Electric Griddle. This dual fuel range combines an electric double oven with a 6-burner gas cooktop. Two 20,000 BTU Ultra Power™ Dual-Flame Burners offer power and precision to successfully sear, simmer, stir-fry and sauté. Even-Heat™ True Convection gives consistent baking and roasting, plus air fry mode that yields crispy, golden results.

- Top Features
- Dual Fuel Range
- Even-Heat™ True Convection
- Two High-Heat Dual Flame Burners

Dimensions		Details	
Depth	30.25	Oven Cleaning Type	Self-Clean
Height	36.0	Broiler Element Power	5500W
Width	47.88	Bake Element Power	3000W
Details		Oven Rack Type	Gliding Roll-Out; Standard
Broiler Location	Top of Oven	Rack Guide Type	Molded
Number Of Rack Guides	5 left-5 right	Oven Light Type	Halogen
Number Of Oven Racks	2 Left-2 Right	Oven Light Switch Location	Top of Oven
Number Of Oven Lights	3	Oven Interior Width In Inches	24.0
Interior Color	Black	Oven Interior Depth In Inches	16.3
Hidden Bake Element	Yes	Oven Cooking System	True Convection
Cooktop Surface Material	Porcelain Coated Steel		
Convection Functions	No		
Convection Element Type	True-Bow Tie		
Convection Element Power Watts	1600		