



Liberty Furniture
INDUSTRIES, INC

LIBERTY FURNITURE

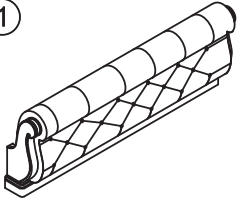

ASSEMBLY INSTRUCTION

DESCRIPTION: KING UPH SLEIGH FOOTBOARD

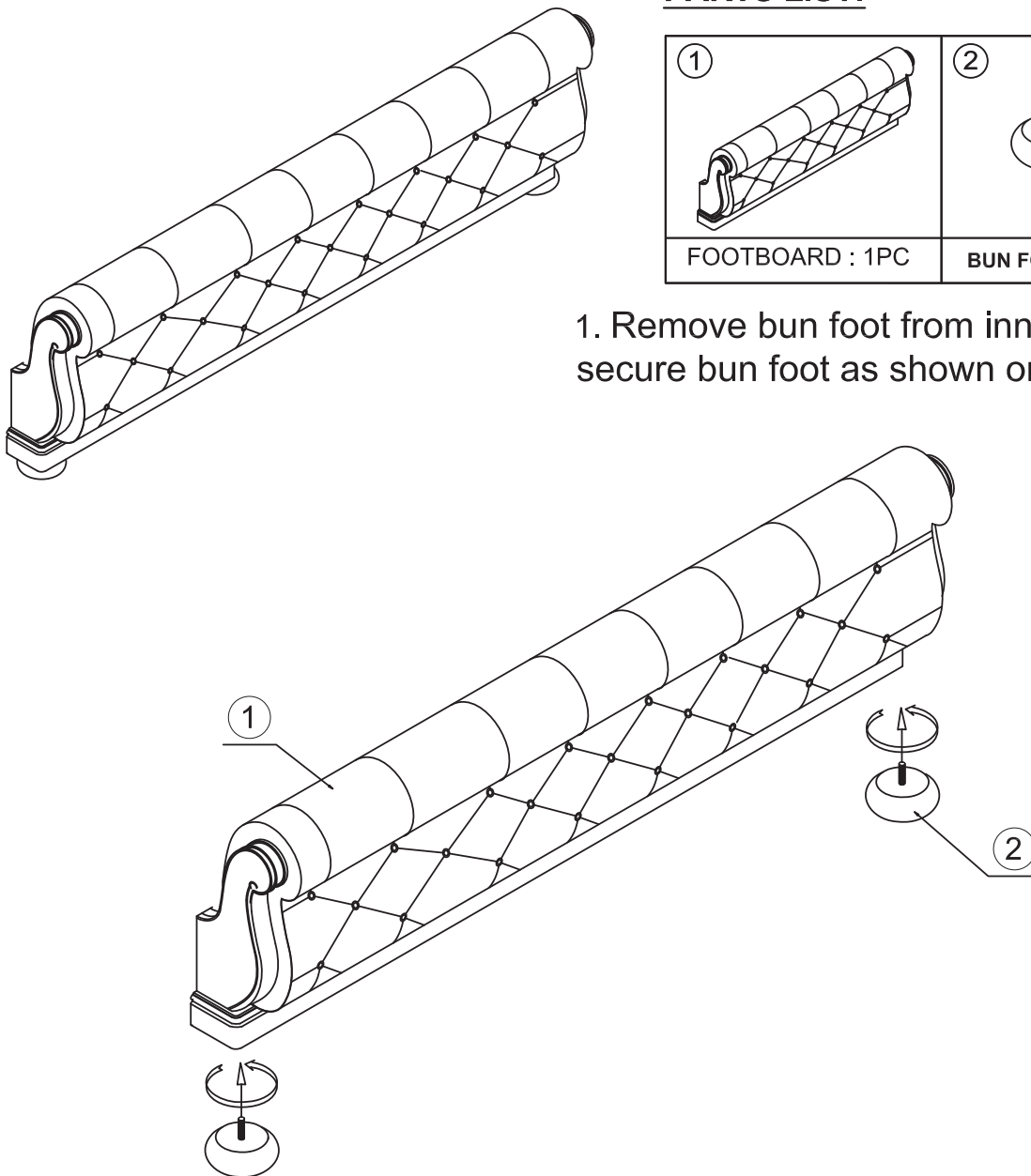
ITEM#: **520 - BR22FU**

Thank you for purchasing this quality product. Be sure to check all packing materials carefully for small parts, which may have come loose inside the carton during shipment. Identify and count all parts and compare with the parts list below.

PARTS LIST:

 ①	 ②
FOOTBOARD : 1PC	BUN FOOT: 2PCS

1. Remove bun foot from inner box and secure bun foot as shown on drawing.



CLEANING INSTRUCTION

Clean the King Uph Sleigh Footboard surface with a furniture polish and a soft cloth.

Made in VietNam