

*ASSEMBLY INSTRUCTIONS*  
*COASTER FINE FURNITURE*



*Fine Furniture for every stage of life*

**123071**  
***Dining Table***

**ASSEMBLY INSTRUCTIONS**

**ASSEMBLY TIPS:**

- 1. Remove hardware from box and sort by size.
- 2. Please check to see that all hardware and parts are present prior to start of assembly.
- 3. Please follow attached instructions in the same sequence as numbered to assure fast & easy assembly.



**WARNING!**

- 1. Don't attempt to repair or modify parts that are broken or defective. Please contact the store immediately.
- 2. This product is for home use only and not intended for commercial establishments.

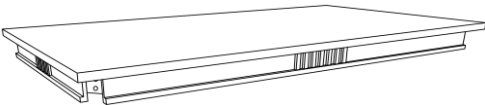


**ASSEMBLY TIME**

**15 MINUTES**

**PARTS IDENTIFICATION**

**A TOP**



**1PC**

**B LEG**



**4PCS**

**HARDWARE IDENTIFICATION**

**1**

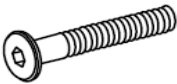
**ALLEN WRENCH**  
(M5 - BLK)



**1PC**

**2**

**BOLT**  
(M8 x 70mm - RBW)



**8PCS**

**3**

**LOCK WASHER**  
(M8 - RBW)



**8PCS**

**4**

**FLAT WASHER**  
(M8 - RBW)



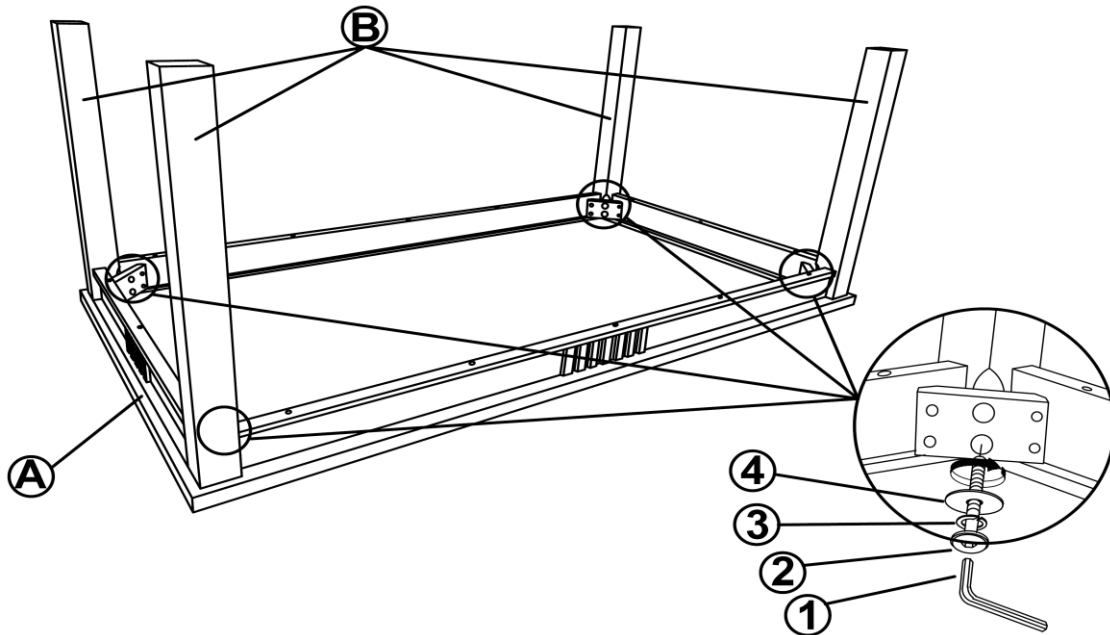
**8PCS**

ITEM: **123071**



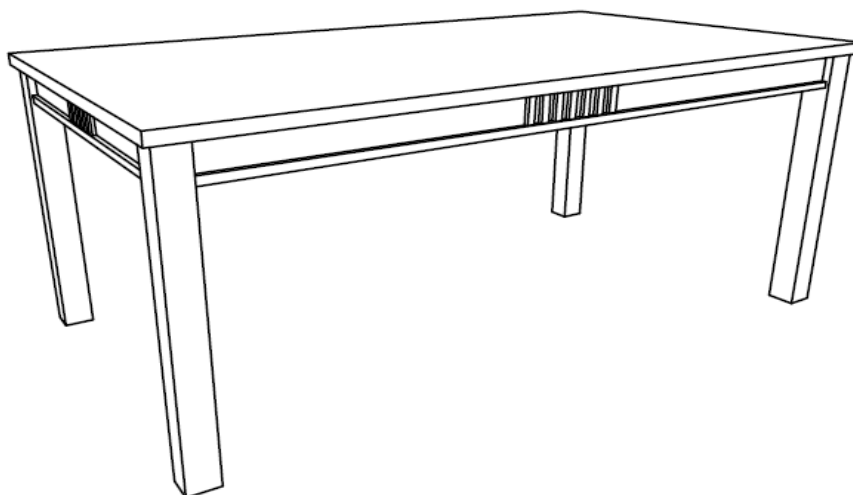
## ASSEMBLY INSTRUCTIONS

### STEP 1

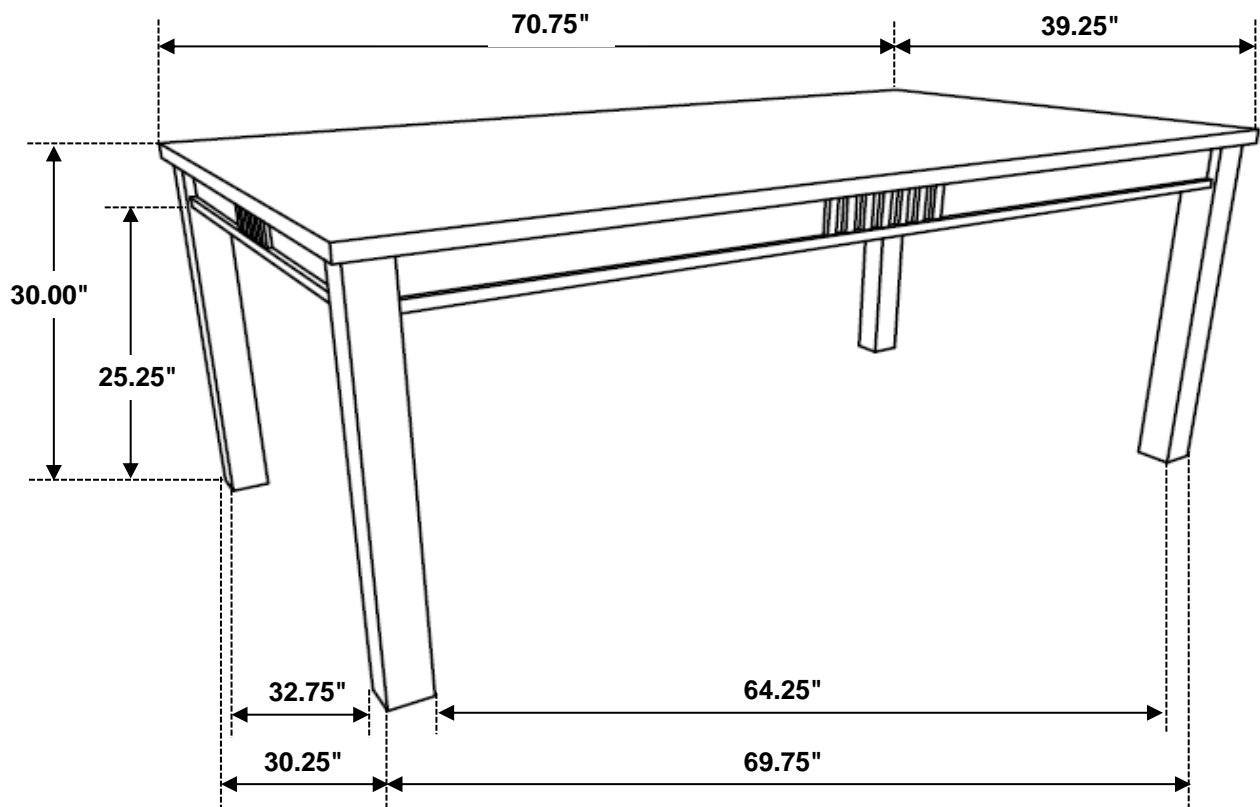


### STEP 2

### COMPLETE



ITEM: **123071**



**Note: Dimension tolerance  $\pm 5\%$**