

18" Recessed Handle ADA-compliant Dishwasher



300 Series – Black SPE53C56UC



SPE53C56UC
Black

Also available in:

Stainless Steel SPE53C55UC
White SPE53C52UC

The 18" wide dishwasher perfectly fits in compact spaces.

Features & Benefits

46 dBA: dishwasher runs quietly so your kitchen conversations aren't interrupted.

Get hands-free voice operation with Amazon Alexa or Hey Google, smart reordering of detergent tabs via the Amazon Alexa app, plus so much more – all with the Home Connect™ app on your smartphone.

3rd rack provides the perfect space for silverware and large utensils while its V shape leaves room below for taller items.

The Favorite button allows you to easily access your preferred cycle/option combination with 1 touch.

AquaStop Plus® detects leaks with a dual sensor system, and then contains them for premium protection.

General Properties

| | |
|---------------------------------|--|
| Number of wash cycles | 5 |
| Number of options | 5 |
| Special Program | Machine Care |
| dBA | 46 |
| Wash system | PrecisionWash® |
| Drying system | PureDry |
| Third rack | Yes |
| Rack adjustability | RackMatic® |
| Tub material | Stainless steel |
| Control type | Buttons |
| Concealed water heating element | Yes |
| Leak protection system | 24/7 AquaStop® Plus |
| NSF®-certified† sanitize option | Yes |
| Water softener | No |
| Five-level wash | Yes |
| Child Lock button suspension | Yes |
| Home Connect™ (Wi-Fi enabled) | Yes |
| Anti-Fingerprint Finish | No |
| Special features | 24h delay start timer, Favorite button |

Efficiency

| | |
|---------------------------------|---------|
| Water usage per cycle | 3.2 gal |
| ENERGY STAR® certified | Yes |
| Total annual energy consumption | 240 kWh |

Capacity

| | |
|--------------------------|----|
| Number of place settings | 10 |
|--------------------------|----|



Technical Details

| | |
|--|---------------------------|
| Watts | 1440 W |
| Current | 12 Amps |
| Volts | 120 V |
| Frequency | 60 Hz |
| Power cord full length | 67" |
| Power cord install length from edge of unit when facing the door | Left – 51" Right – 51" |
| Minimum water pressure | 7 lb/sin |
| Length inlet hose | 65" |
| Length outlet hose | 80 5/8" |

Dimensions & Weight

| | |
|--------------------------------------|-------------------------------|
| Overall appliance dimensions (HxWxD) | 32 1/16" x 17 5/8" x 22 9/16" |
| Required cutout size (HxWxD) | 32 1/8" x 17 3/4" x 24" |
| Adjustable feet | Yes |
| Net weight | 72 lbs |

Accessories—Optional

| | |
|--|------------|
| Junction Box | SMZPCJB1UC |
| Junction Box & Water Supply Hose Kit | SMZ3IN1UC |
| Dishwasher Drain Hose Extension | SGZ1010UC |
| Accessory Kit | SMZ5000 |
| Hinge for 4" Toekick Height Installation | SMZ5003 |
| Edge Protector + Power Cord Clip Install Kit | SMZEPCC1UC |



Accessories: To purchase Bosch accessories, cleaners & parts please visit www.bosch-home.com/us/store or call 1-800-944-2904 (Mon to Fri 5 am to 6 pm PST, Sat 6 am to 3 pm PST).

Notes: All height, width and depth dimensions are shown in inches. BSH reserves the absolute and unrestricted right to change product materials and specifications, at any time, without notice. Consult the product's installation instructions for final dimensional data and other details prior to making cutout.

Warranties: Please see Use & Care manual or Bosch website for statement of limited warranty.

For more information on our entire line of products, go to www.bosch-home.com/us or call 1-800-944-2904

© BSH Home Appliances Corporation. All rights reserved. Bosch is a registered trademark of Robert Bosch GmbH.

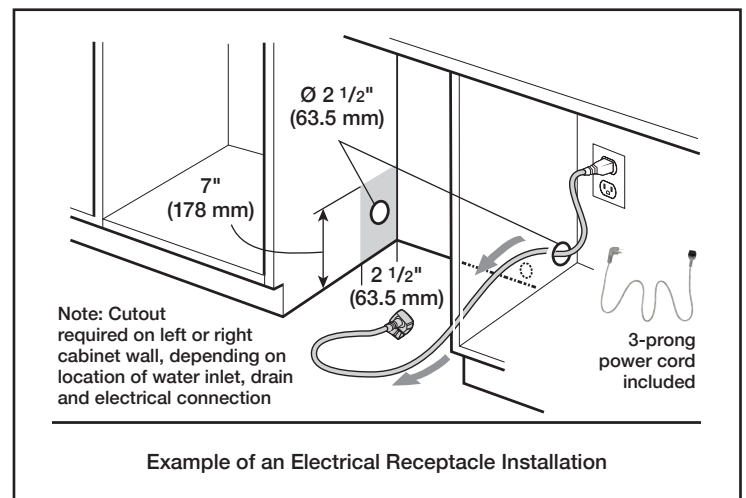
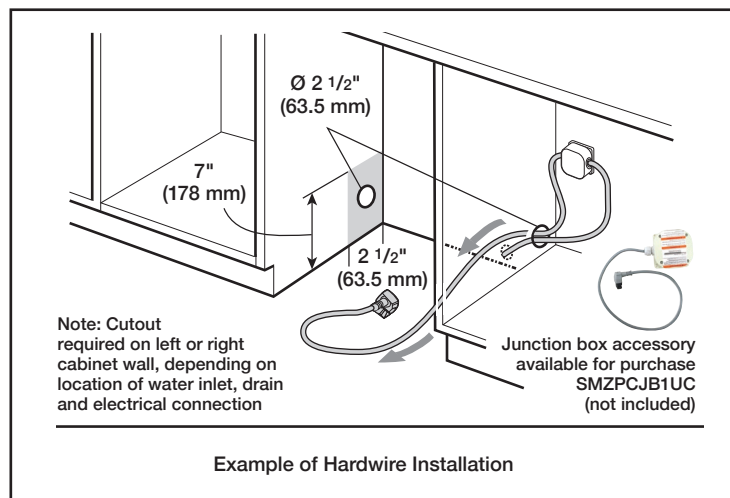
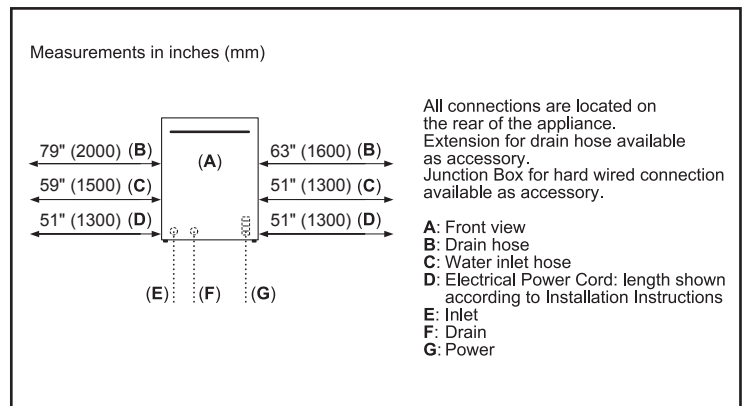
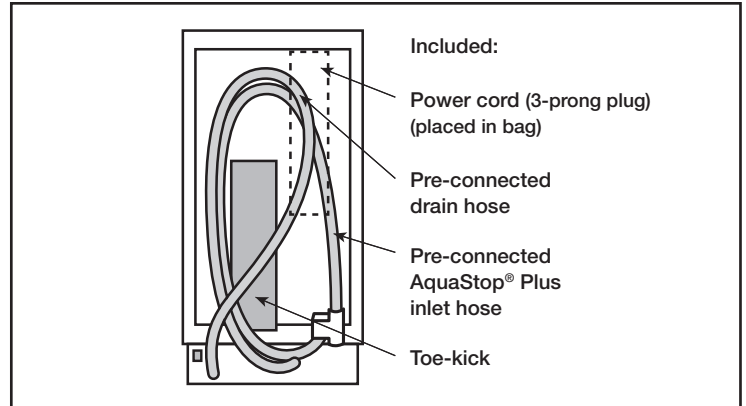
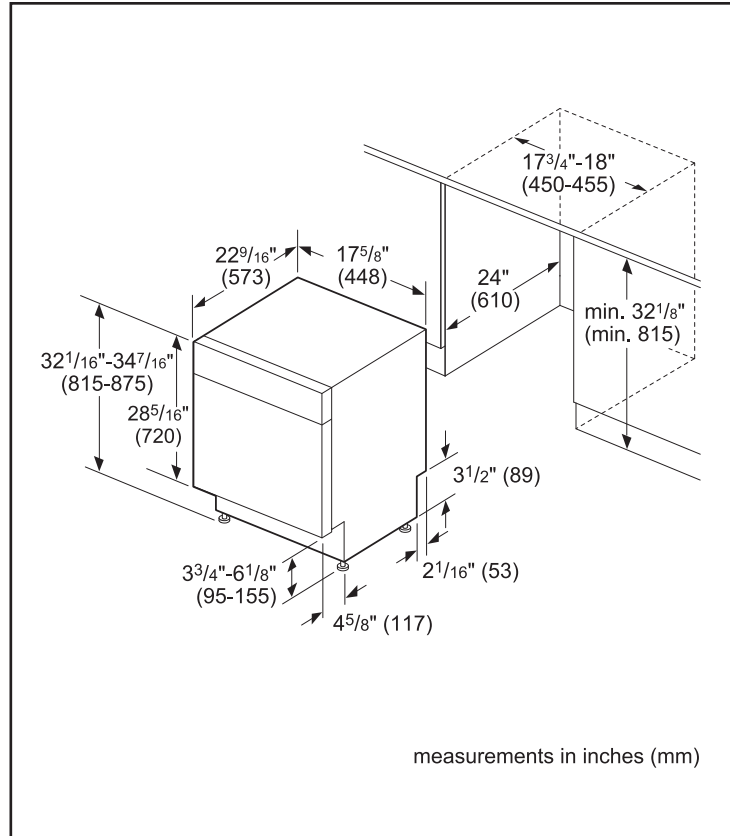
18" Recessed Handle ADA-compliant Dishwasher



BOSCH
Invented for life

300 Series – Black SPE53C56UC

Installation Details



Accessories: To purchase Bosch accessories, cleaners & parts please visit www.bosch-home.com/us/store or call 1-800-944-2904 (Mon to Fri 5 am to 6 pm PST, Sat 6 am to 3 pm PST).

Notes: All height, width and depth dimensions are shown in inches. BSH reserves the absolute and unrestricted right to change product materials and specifications, at any time, without notice. Consult the product's installation instructions for final dimensional data and other details prior to making cutout.

Warranties: Please see Use & Care manual or Bosch website for statement of limited warranty.

For more information on our entire line of products, go to www.bosch-home.com/us or call 1-800-944-2904

© BSH Home Appliances Corporation. All rights reserved. Bosch is a registered trademark of Robert Bosch GmbH.

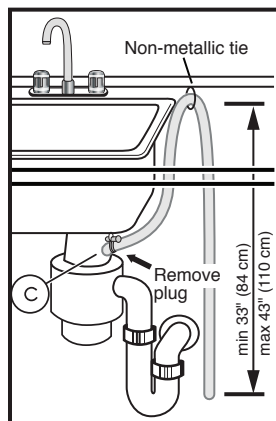
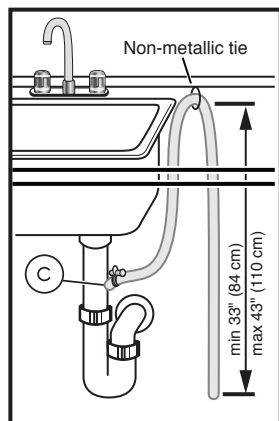
18" Recessed Handle ADA-compliant Dishwasher



BOSCH
Invented for life

300 Series – Black SPE53C56UC

Installation Details



Note: Plumbing installations will vary - refer to local codes. Drain hose included is 79" (201 cm) and can be extended to a maximum of 155 3/4" (396 cm).

Always use the approved drain hose extension kit (SGZ1010UC).

Ensure a portion of the drain hose is raised between min. 33" (84 cm) and max. 43" (110 cm) above the cabinet floor.

Accessories: To purchase Bosch accessories, cleaners & parts please visit www.bosch-home.com/us/store or call 1-800-944-2904 (Mon to Fri 5 am to 6 pm PST, Sat 6 am to 3 pm PST).

Notes: All height, width and depth dimensions are shown in inches. BSH reserves the absolute and unrestricted right to change product materials and specifications, at any time, without notice. Consult the product's installation instructions for final dimensional data and other details prior to making cutout.

Warranties: Please see Use & Care manual or Bosch website for statement of limited warranty.

For more information on our entire line of products, go to www.bosch-home.com/us or call 1-800-944-2904

© BSH Home Appliances Corporation. All rights reserved. Bosch is a registered trademark of Robert Bosch GmbH.