

Thank you for purchasing this quality product. Be sure to unpack carefully looking for small parts which may have come loose during shipment.

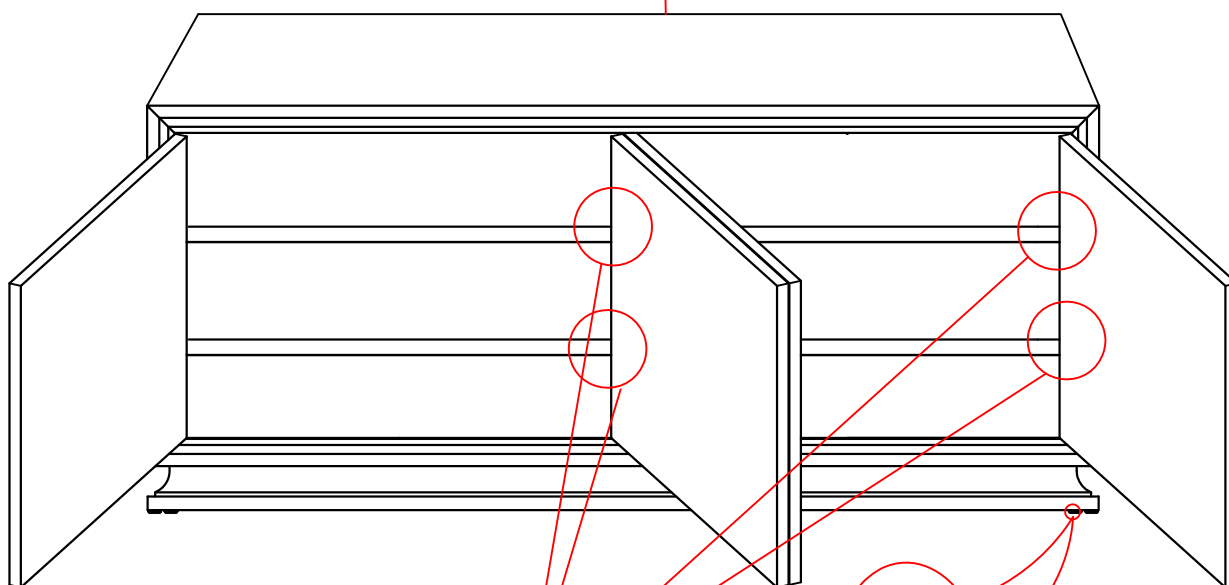
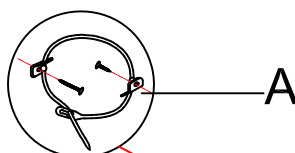
Read all instruction and study the drawing carefully before starting the assembly process.

HARDWARE PACK

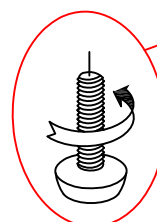
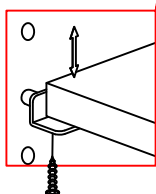
NO.	DRAWING	DESCRIPTION	SIZE	Q'TY
A		Anti - Tip Kit		1 PC

Tipping Restraint

Anti-tip kit is included for use.
We recommend installing for
safety reason.



The adjustable shelves are
screwed in place to avoid
damage during transit.
To adjust the shelf height,
remove screws then place
shelf pins in the desired level.



Adjust leveler if needed to
level console on uneven floor.

Note: Anti-tip kit restraint is provided.
Please follow the instructions enclosed with the pack.