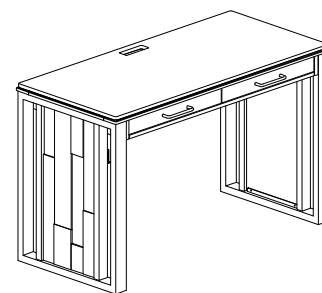


#### Warning :

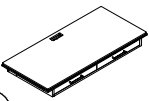
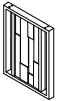





- Be sure to check all packing material carefully for small parts, which may have come loose inside the carton during shipment.
- To prevent possible scratches and damage, this furniture **MUST BE ASSEMBLED BY TWO PEOPLE** on a soft surface such as a blanket or carpet.



39332  
36"h Nesting Desk

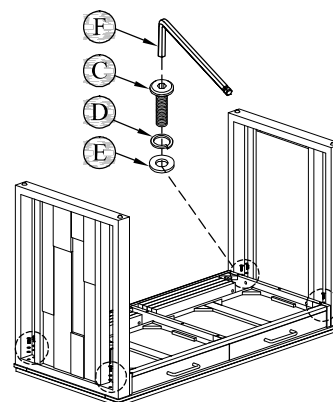
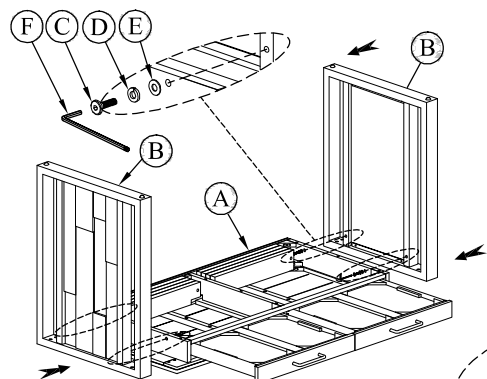
**Important Use Information:** We recommend using coasters, placemats and trivets when placing hot or cold containers on this item. It is also recommended to quickly cleanup any spills to minimize exposure to moisture. Doing so will prolong the life and look of the item for many years.

#### Components and Hardware List

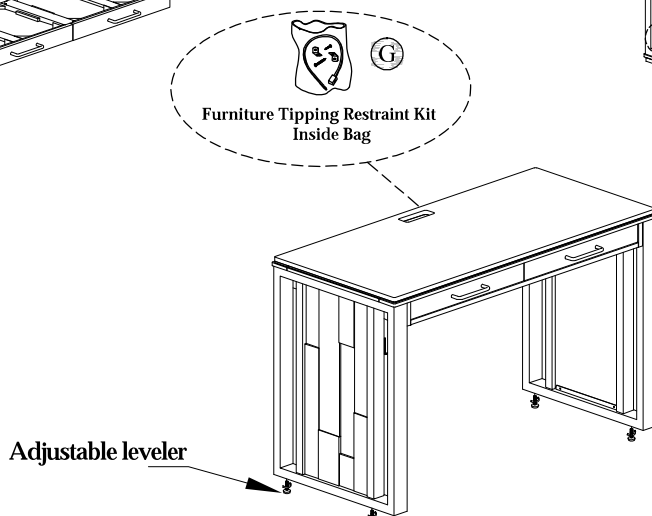
Desk Top	Leg Frame	Allen Head Bolt 5/16"-18 x 2"	Spring Washer 5/16"	Flat Washer 5/16"x19mm	Allen Key 4mm	Furniture Tipping Restraint Kit
 (A) 1 pc.	 (B) 2 pcs.	 (C) 12 pcs.	 (D) 12 pcs.	 (E) 12 pcs.	 (F) 1 pcs.	 (G) 1 pcs.

**Step 1 :** Do not fully tighten the bolts

**Step 2 :** Using the Allen key to tighten all bolts



**Step 3**



For product and personal safety, a Furniture Tipping Restraint kit has been included with this unit which can help to minimize the risk of the unit accidentally tipping forward, if used and properly installed per the kit manufacturer's instructions.