

30" Induction Slide-in Range

800 Series – Black Stainless Steel HII8046C



BOSCH
Invented for life



HII8046C

Black Stainless Steel

Also available in:

Stainless Steel HII8056C

Black stainless steel helps guard against scratches and fingerprints to maintain their bold look.

Features & Benefits

Innovative induction technology offers fast precise & efficient cooking.

Induction cooktop offers faster cooking results than gas or electric.

The warming drawer keeps your meals warm and ready to serve.

SpeedBoost® boils water 2x as fast as conventional electric ranges.

Genuine European convection for even baking results on multiple racks.

General Properties

Cooking modes	Bake, Variable Broil (hi & low), Roast, Warm, Proof Dough, Convection Bake, Convection Broil, Convection Roast, Multi-Rack Genuine European Convection, Convection Conversion, Pizza, Temperature Probe, Fast Preheat, Sabbath
---------------	--

Cleaning type	Self clean
Interior light	1
Kitchen timer	Yes
Drawer type	Warming drawer

Oven Performance

Bake / broil element watts (W)	2,400 / 3,800 W
Convection element watts (W)	2,000 W

Element Performance

Total cooktop elements	4
Power of front left element watts (W)	1,400 W (2,200 w/ boost)
Power of back left element watts (W)	2,200 W (3,700 w/ boost)
Power of back right element watts (W)	2,600 W (3,700 w/ boost)
Power of front right element watts (W)	1,400 W (2,200 w/ boost)

Element Size

Dimension of front left heating element	6"
Dimension of back left heating element	9"
Dimension of back right heating element	11"
Dimension of front right heating element	6"

Technical Details

Watts (W)	11,700 / 14,000 W
Circuit breaker (A)	40 A
Volts (V)	208 V / 240 V
Frequency (Hz)	60 Hz
Plug type	208/240V - 4 Prong
Energy source	Electric

Dimensions & Weight

Overall appliance dimensions (HxWxD)(in.)	36 1/2"-38" x 31 1/2" x 28 7/8"
Required cutout size (HxWxD)(in.)	35 1/2"-37" x 30" x 25"
Adjustable range height (in.)	1 1/2"
Oven cavity size (cu. ft.)	4.6
Overall oven interior dimensions (HxWxD)(in.)	17 13/16" x 24 1/8" x 18"
Usable oven interior dimensions (HxWxD)(in.)	12 5/16" x 23 1/4" x 15 1/4"
Net weight (lbs)	239 lbs

Accessories—Included

Use and care manual, installation guide, temperature probe, 3 standard racks

Accessories—Optional



HEZTR301
30" Telescopic rack



HEZBS301
4" Low backguard (stainless steel)



HEZ390210
8" AutoChef® pan for 6" element



HEZ390220
9" AutoChef® pan for 7" element



HEZ390230
10" AutoChef® pan for 8" and 9" elements



Accessories: To purchase Bosch accessories, cleaners & parts please call 1-800-944-2904 (Mon to Fri 5 am to 6 pm PST, Sat 6 am to 3 pm PST).

Notes: All height, width and depth dimensions are shown in inches. BSH reserves the absolute and unrestricted right to change product materials and specifications, at any time, without notice. Consult the product's installation instructions for final dimensional data and other details prior to making cutout.

Warranties: Please see Use & Care manual or Bosch website for statement of limited warranty.

For more information on our entire line of products, go to www.bosch-home.ca or call 1-800-944-2904

© BSH Home Appliances Corporation. All rights reserved. Bosch is a registered trademark of Robert Bosch GmbH.

09/19 CA

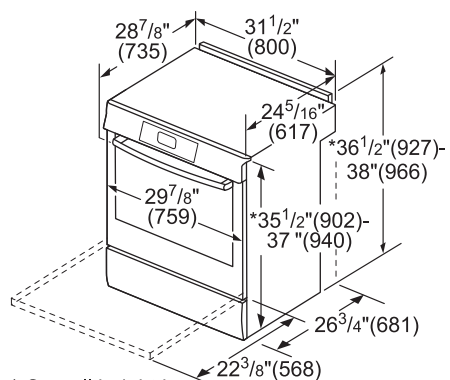
30" Induction Slide-in Range

800 Series – Black Stainless Steel HII8046C

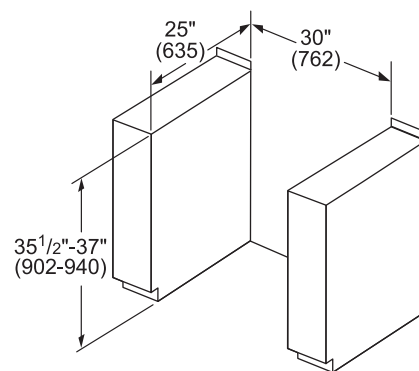


BOSCH
Invented for life

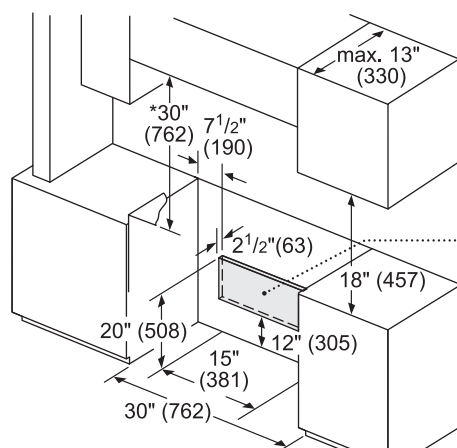
Installation Details



* Overall height is adjustable via leveling legs.
measurements in inches (mm)



measurements in mm



* Minimum clearance of 30" required to overhead combustible surface. If installing overhead vent or over-the-range microwave, refer to clearances provided with these products.

208/240v Electrical Outlet Location

measurements in inches (mm)

Accessories: To purchase Bosch accessories, cleaners & parts please call 1-800-944-2904 (Mon to Fri 5 am to 6 pm PST, Sat 6 am to 3 pm PST).

Notes: All height, width and depth dimensions are shown in inches. BSH reserves the absolute and unrestricted right to change product materials and specifications, at any time, without notice. Consult the product's installation instructions for final dimensional data and other details prior to making cutout.

Warranties: Please see Use & Care manual or Bosch website for statement of limited warranty.

For more information on our entire line of products, go to www.bosch-home.ca or call 1-800-944-2904

© BSH Home Appliances Corporation. All rights reserved. Bosch is a registered trademark of Robert Bosch GmbH.

09/19 CA