



# *ASSEMBLY INSTRUCTIONS*

## *COASTER FINE FURNITURE*



*Fine Furniture for every stage of life*

**225081Q(B1-B3)**  
**Queen Bed**

# ITEM: 225081Q(B1-B3)



## ASSEMBLY INSTRUCTIONS

### ASSEMBLY TIPS:

1. Remove hardware from box and sort by size.
2. Please check to see that all hardware and parts are present prior to start of assembly.
3. Please follow attached instructions in the same sequence as numbered to assure fast & easy assembly.



### WARNING!

1. Don't attempt to repair or modify parts that are broken or defective. Please contact the store immediately.
2. This product is for home use only and not intended for commercial establishments.







ASSEMBLY TIME

20 MINUTES

## PARTS IDENTIFICATION




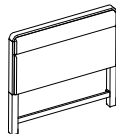

### B1 (BOX 1)

A	HEADBOARD PANEL		1PC
B	LEFT HEADBOARD LEG		1PC
C	RIGHT HEADBOARD LEG		1PC
D	HEADBOARD BOTTOM RAIL		1PC

### B2 (BOX 2)

E	FOOTBOARD		1PC
---	-----------	--	-----

### B3 (BOX 3)

F	BED RAIL		2PCS
G	BED SLAT		4PCS
H	BED SLAT SUPPORT WITH LEVELER		4PCS
HB	225081Q(B1) FROM BOX 1 HEADBOARD COMPLETE		1PC
E	225081Q(B2) FROM BOX 2 FOOTBOARD		1PC

### NOTE:

Phillips head screw driver is required in the assembly process; however, manufacturer does not provide this item.

# ITEM: 225081Q(B1-B3)



## ASSEMBLY INSTRUCTIONS

### ASSEMBLY TIPS:

1. Remove hardware from box and sort by size.
2. Please check to see that all hardware and parts are present prior to start of assembly.
3. Please follow attached instructions in the same sequence as numbered to assure fast & easy assembly.

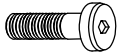





### WARNING!





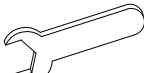
1. Don't attempt to repair or modify parts that are broken or defective. Please contact the store immediately.
2. This product is for home use only and not intended for commercial establishments.

## HARDWARE IDENTIFICATION

### Z-B1 (BOX 1) - HARDWARE PACK IS LOCATED IN 225081Q (B1)

1	<b>BOLT</b> (5/16" x 38mm - BLK)		10PCS
2	<b>LOCK WASHER</b> (5/16" - BLK)		10PCS
3	<b>FLAT WASHER</b> (5/16" x 19mm - BLK)		10PCS
4	<b>ALLEN WRENCH</b> (74 x 30 x 4mm - BLK)		1PC

### Z-B3 (BOX 3) - HARDWARE PACK IS LOCATED IN 225081Q (B3)

5	<b>FLAT HEAD SCREW</b> (4 x 32mm - BLK)		8PCS
6	<b>THREADED BOLT</b> (5/16" x 75mm - BLK)		8PCS
7	<b>U-SQUARE WASHER</b> (25 x 15 x 2mm - BLK)		8PCS
8	<b>HEX NUT</b> (5/16" x 17mm - BLK)		8PCS
9	<b>WRENCH</b> (13mm - BLK)		1PC

### NOTE:

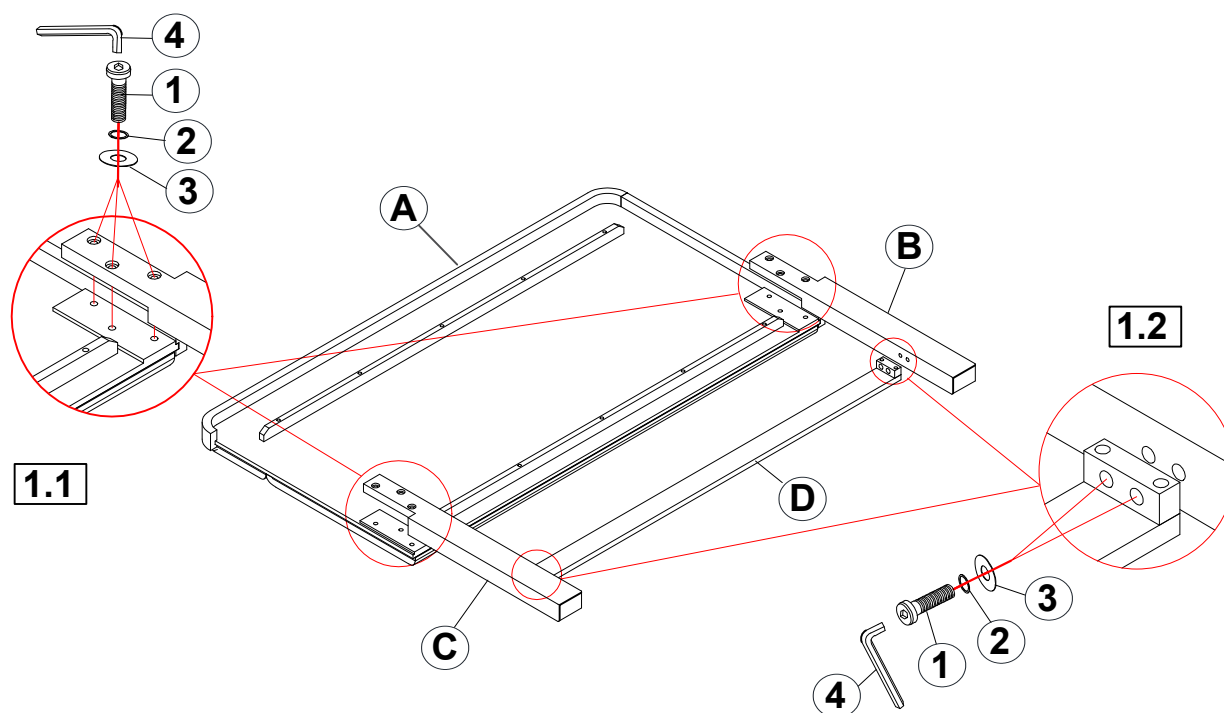
Phillips head screw driver is required in the assembly process; however, manufacturer does not provide this item.

ITEM: **225081Q(B1-B3)**

## ASSEMBLY INSTRUCTIONS

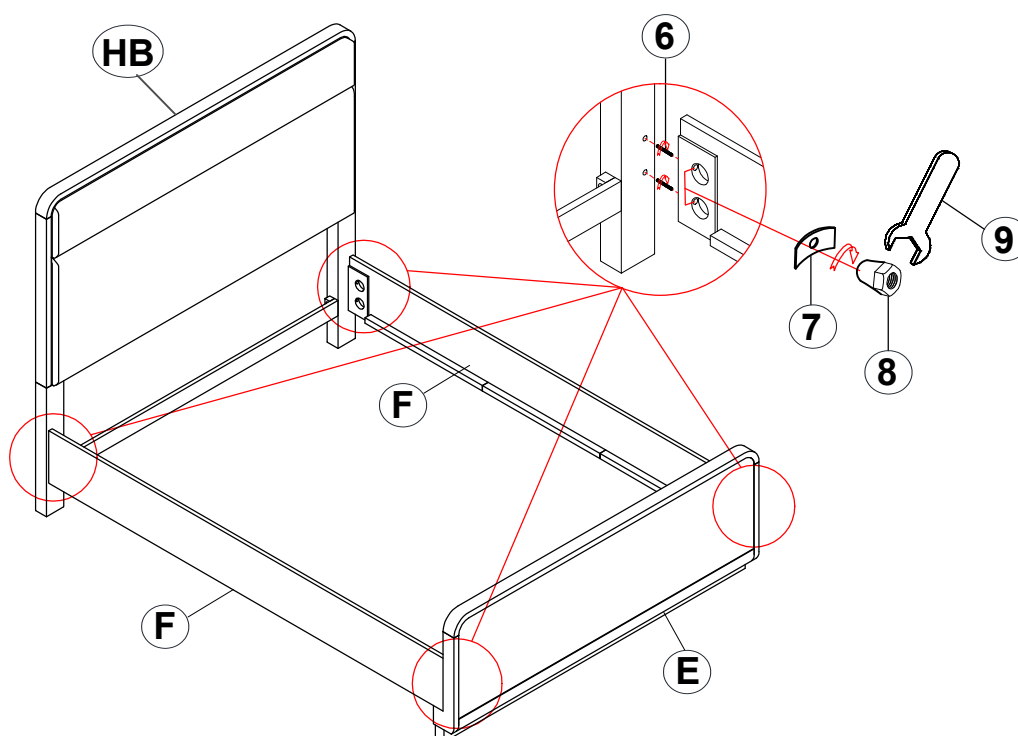


### STEP 1



Back View

### STEP 2

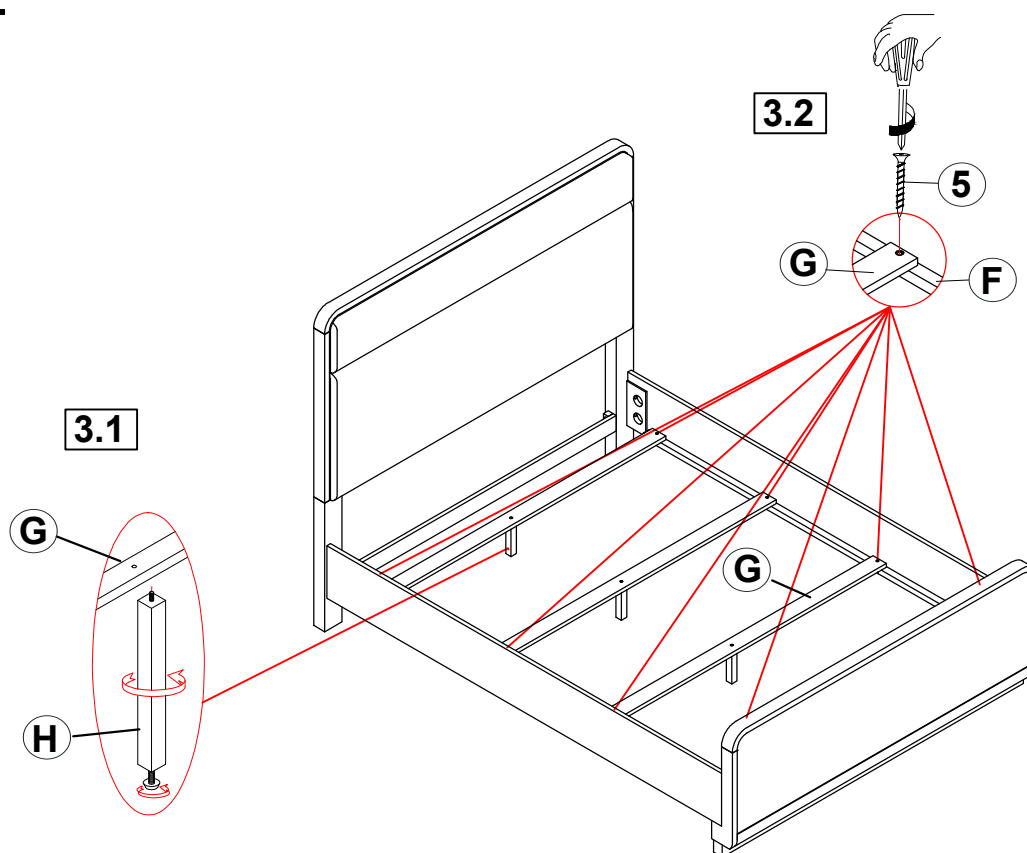


ITEM: **225081Q(B1-B3)**

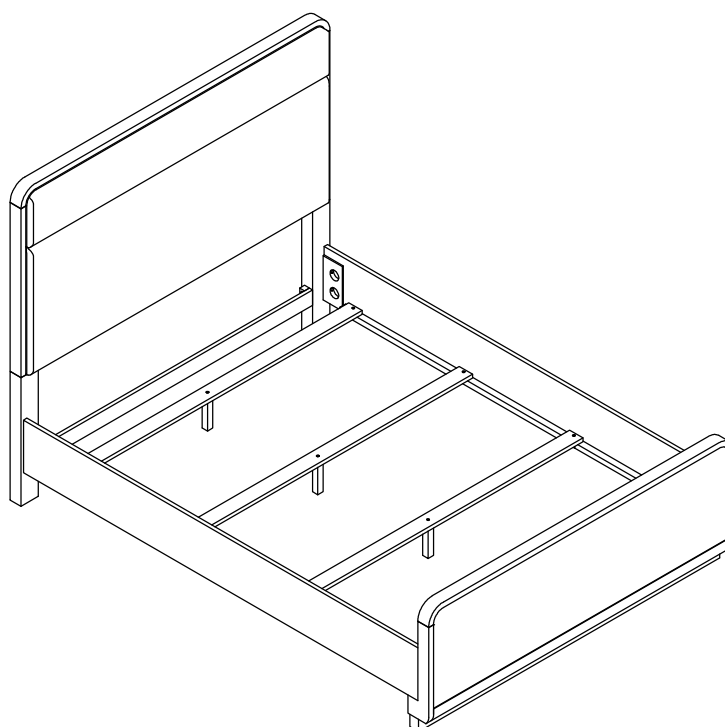
## ASSEMBLY INSTRUCTIONS

### STEP 3

**COASTER**  
FINE FURNITURE



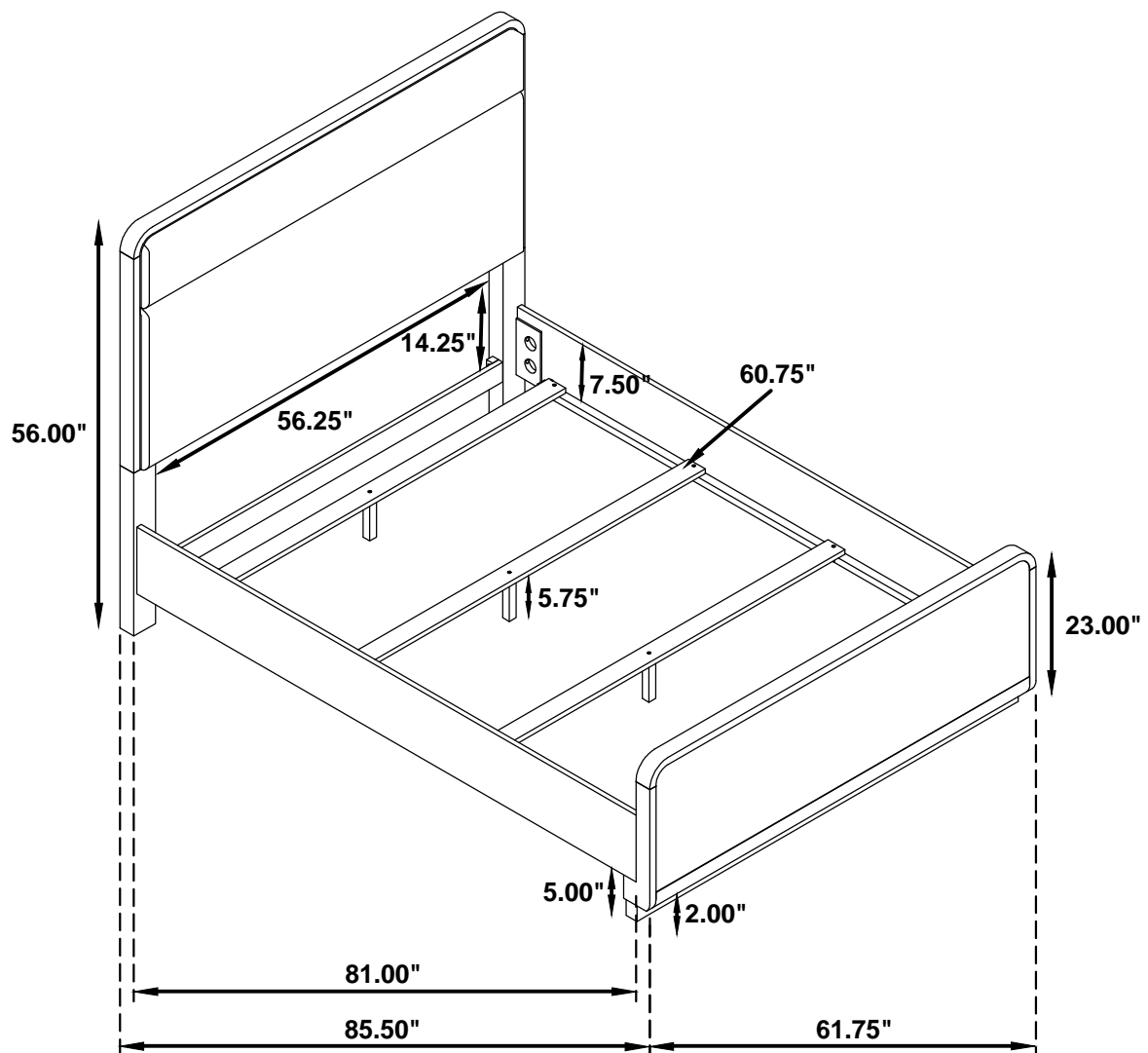
### STEP 4 COMPLETE



ITEM: **225081Q(B1-B3)**



Inner Size : 60.75"W x 81.00"D



Note: Dimension tolerance  $\pm 5\%$