







## Assembly Instructions

### B976-050 RADIANCE DRESSER

Thank you for purchasing this quality product. Be sure to check all packing materials carefully for small parts, which may have come loose inside the carton during shipment. Identify and count all items and compare with the parts list and hardware list shown below.

PARTS LIST			
NO	DESCRIPTION	SKETCH	QTY
1	DRESSER		1 PC
2	LEG		4 PCS
3	LEG SUPPORT		1 PC

HARDWARE LIST			
NO	DESCRIPTION	SKETCH	QTY
A	JCBC BOLT - M6 x 3 $\frac{1}{8}$ "		4 PCS
B	SPRING WASHER - M6		4 PCS
C	ALLEN KEY - M4		1 PC

PLACE WOOD PARTS ON A  
CLEAN NON-ABRASIVE SURFACE

