



CORDED HAND CONTROL
ON M102-86



FEATURES:

- BACK STYLE:** Bustle back with motorized adjustable headrest
- WOOD FINISH:** The Console features an optional wood tray (*see price list for limited wood finish color options*)
- DESIGN NOTE:** Due to the complex seat design, collaging is not permitted.
Activator switches on recliners feature a charging port.
The Motorized Reclining Armless Chair with Headrest (-86) features a corded hand control.
The Console features a pop-up charging station, cup holders, and drawer.

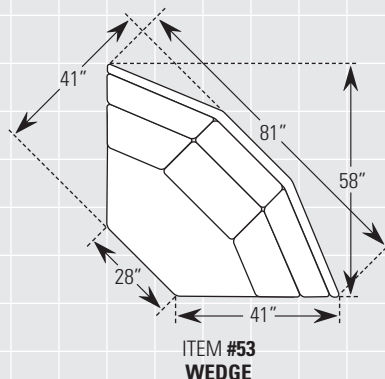
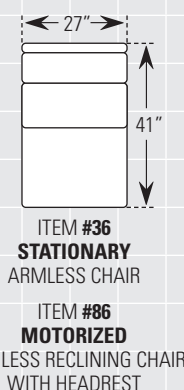
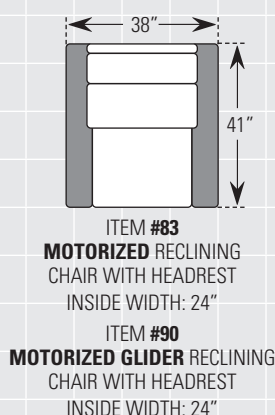
DIMENSIONS:

		Width	Depth	Height	Inside Width	Seat Height	Seat Depth	Arm Height	Overall Length Fully Reclined	Wall Clearance Needed	Footrest Extension
► M102-84*	LAF Motorized Reclining Chair with Headrest <i>(shown)</i>	33	41	44	26	20	21	25	70	5	18
► M102-85*	RAF Motorized Reclining Chair with Headrest <i>(shown)</i>	33	41	44	26	20	21	25	70	5	18
M102-36	Stationary Armless Chair	27	41	44	27	20	21	-	-	-	-
► M102-86*	Motorized Reclining Armless Chair with Headrest <i>(shown)</i>	27	41	44	27	20	21	-	70	5	18
M102-53	Wedge	81	41	44	-	20	21	-	-	-	-
M102-71	Console	18	40	24	-	-	-	-	-	-	-
WC-101	Wood Console Tray	19	21	4	-	-	-	-	-	-	-
M102-83*	Motorized Reclining Chair with Headrest	38	41	44	24	20	21	25	70	5	18
► M102-90*	Motorized Glider Reclining Chair with Headrest <i>(shown)</i>	38	41	44	24	20	21	25	66	12	17

*Battery Pack Available

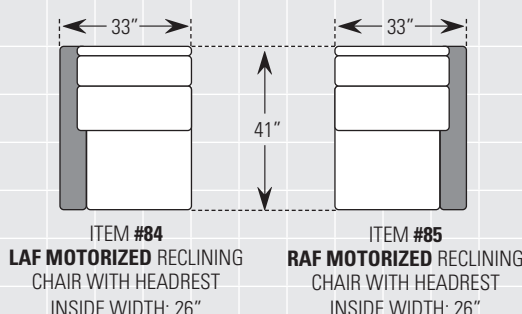
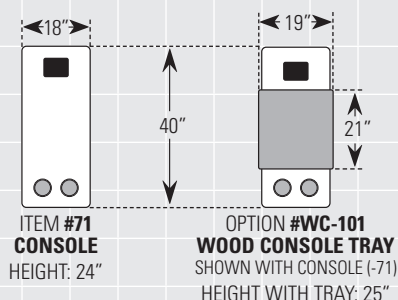
M102 RECLINING SECTIONAL WITH HEADREST

S|B MOTION

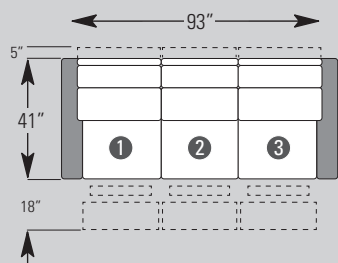


Web Version:
Diagrams not to scale

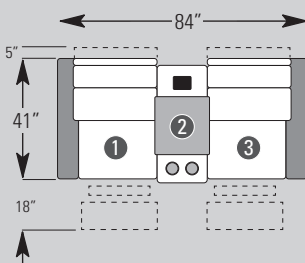
LAF = Left Arm Facing
RAF = Right Arm Facing



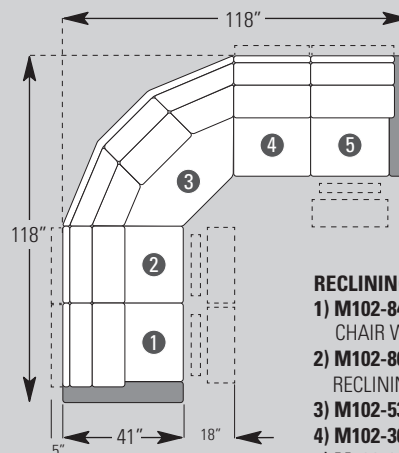
EXAMPLE COMBINATIONS Example diagrams are not to scale.



- 3-CUSHION RECLINING SOFA:**
- 1) **M102-84** LAF MOTORIZED RECLINING CHAIR WITH HEADREST
 - 2) **M102-86** MOTORIZED ARMLESS RECLINING CHAIR WITH HEADREST
 - 3) **M102-85** RAF MOTORIZED RECLINING CHAIR WITH HEADREST



- RECLINING LOVESEAT WITH CONSOLE:**
- 1) **M102-84** LAF MOTORIZED RECLINING CHAIR WITH HEADREST
 - 2) **M102-71** CONSOLE WITH OPTIONAL **WC-101** WOOD CONSOLE TRAY
 - 3) **M102-85** RAF MOTORIZED RECLINING CHAIR WITH HEADREST



- RECLINING SECTIONAL WITH WEDGE:**
- 1) **M102-84** LAF MOTORIZED RECLINING CHAIR WITH HEADREST
 - 2) **M102-86** MOTORIZED ARMLESS RECLINING CHAIR WITH HEADREST
 - 3) **M102-53** WEDGE*
 - 4) **M102-36** STATIONARY ARMLESS CHAIR
 - 5) **M102-85** RAF MOTORIZED RECLINING CHAIR WITH HEADREST

*The Wedge must be attached to a stationary chair on at least one end so that recliner footrests can all open at the same time without interference.

M102 RECLINING SECTIONAL WITH HEADREST

Choose from a variety of different pieces to create an infinite number of combinations. Each piece is a single seat, and our innovative bracket system allows you to position them in any configuration; from a simple reclining sofa to a custom-sized sectional. This bracket system keeps the units together and prevents shifting or separating. Note that armless sides have exposed connector brackets, so all configurations must have an arm at both the left and right ends.

All dimensions are approximate and subject to change without notice.
See www.smithbrothersfurniture.com for more information.

S|B SMITH BROTHERS

COMMON DIMENSIONS

These dimensions are the same for all pieces in this group unless otherwise noted.

OVERALL HEIGHT	44"
SEAT HEIGHT	20"
SEAT DEPTH	21"
ARM HEIGHT	25"
RECLINER FOOTREST EXTENSION	18"
MOTORIZED GLIDING RECLINER WITH HEADREST (-90)	17"
WALL CLEARANCE NEEDED	5"
MOTORIZED GLIDING RECLINER WITH HEADREST (-90)	12"
OVERALL LENGTH FULLY RECLINED	70"
MOTORIZED GLIDING RECLINER WITH HEADREST (-90)	66"



M102

FABRIC
style



FEATURES:

BACK STYLE: Bustle back with motorized adjustable headrest

DESIGN NOTE: Due to the complex seat design, collaging is not permitted.
Activator switches on recliners feature a charging port.
Available as a reclining sectional. Please refer to the Motion pages.

DIMENSIONS:

		Width	Depth	Height	Inside Width	Seat Height	Seat Depth	Arm Height	Overall Length Fully Reclined	Wall Clearance Needed	Footrest Extension
► M102-83*	Motorized Reclining Chair with Headrest <i>(shown)</i>	38	41	44	24	20	21	25	70	5	18
M102-90*	Motorized Glider Reclining Chair with Headrest	38	41	44	24	20	21	25	66	12	17

*Battery Pack Available

All dimensions are approximate.
For more detailed information go to: www.smithbrothersfurniture.com





M102

LEATHER
style



FEATURES:

BACK STYLE: Bustle back with motorized adjustable headrest

DESIGN NOTE: Activator switches on recliners feature a charging port.
Available as a reclining sectional. Please refer to the Motion pages.

DIMENSIONS:

		Width	Depth	Height	Inside Width	Seat Height	Seat Depth	Arm Height	Overall Length Fully Reclined	Wall Clearance Needed	Footrest Extension
M102-83*	Motorized Reclining Chair with Headrest	38	41	44	24	20	21	25	70	5	18
► M102-90*	Motorized Glider Reclining Chair with Headrest <i>(shown)</i>	38	41	44	24	20	21	25	66	12	17

* Battery Pack Available



All dimensions are approximate.
For more detailed information go to: www.smithbrothersfurniture.com

042024N